

Housing
Executive

IRISH TRAVELLER

Accommodation
Survey

2018/19

Northern Ireland
Local Government District
Key Findings



INTRODUCTION

The Housing Executive, which is responsible for the provision and management of accommodation for the Irish Traveller community in Northern Ireland, commissioned a survey to inform its Irish Traveller Housing Strategy and Needs Assessment.

Interviews with respondents representing 540 Irish Traveller households, comprising a total of 1,628 individuals, were carried out between May 2019 and January 2020.

In May 2020 we published the findings of the research, which provide an updated and robust insight into the housing circumstances and preferences of Irish Travellers in Northern Ireland and important evidence to inform our Irish Travellers Accommodation Strategy 2020-25.

The full report and tables are available on the Housing Executive website.

PRESENTATION

We have produced infographics for Northern Ireland and each Local Government District, with the exception of North Down and Ards and Causeway Coast and Glens Borough Councils; this is due to the small number of Irish Travellers identified and interviewed in these areas. Mid and East Antrim and Antrim and Newtownabbey Borough Councils have been combined due to the number of Irish Travellers identified and interviewed in each area.

The infographics provide a breakdown of key findings relating to:

- Current accommodation
- Future accommodation
- Nomadic lifestyle
- Communication channels
- Welfare Reform
- Social and Health issues
- Household information

POTENTIAL NEWLY-FORMING HOUSEHOLDS

The research also looked at the potential for newly-forming households.

Respondents were asked if any member of their current household was likely to seek their own accommodation in the next five years and, if yes, at what location. Almost one-fifth (19%) expected a household member to seek their own accommodation within the next five years.

The Northern Ireland figure suggests around 165 household members would form a total of approximately 150 households; the council infographics provide a breakdown for each area.

CONTENTS

Northern Ireland	1
Armagh, Banbridge & Craigavon	2
Belfast	3
Derry & Strabane	4
Newry, Mourne & Down	5
Fermanagh & Omagh	6
Lisburn & Castlereagh	7
Mid & East Antrim / Antrim & Newtownabbey	8
Mid Ulster	9

NORTHERN IRELAND

"We were delighted with the level of participation in this research; the findings provide valuable evidence that will inform our new Irish Traveller Accommodation Strategy 2020-25." Elma Newberry, Assistant Director, Land and Regeneration

HOUSEHOLD PROFILES



Households surveyed



Numbers in households

1,628

Households with one or more members disabled



65%

EMPLOYMENT Household level



10%

In work



29%

Unemployed (not retired, disabled or homemakers)

4%

In further/higher education (excluding school aged)



7%

Plan to travel in next 3 years



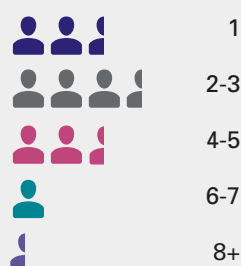
151

HOUSEHOLDS

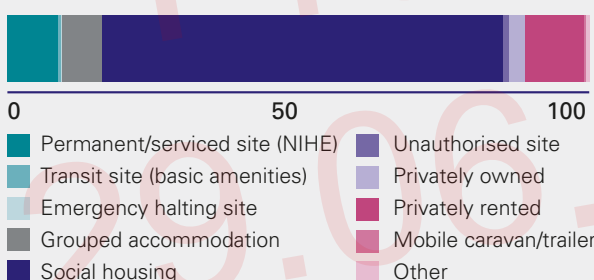
say they may seek new accommodation in the next 5 years

HOUSEHOLD INFORMATION

% Household size



Accommodation type %



Internet access (multi answers)



2%

Outside the home



38%

Home access



21%

Smartphone

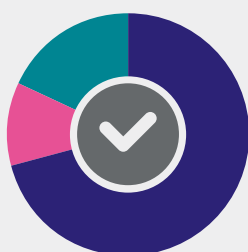


45%

Don't access

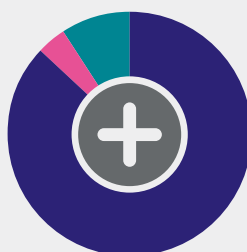
HOUSEHOLD ATTITUDINAL DATA

Satisfaction with accommodation/site



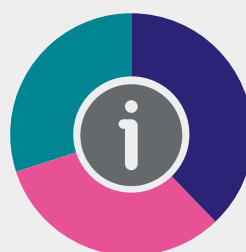
Satisfied (71%)
Neither (11%)
Dissatisfied (18%)

Reported feelings of safety in local area



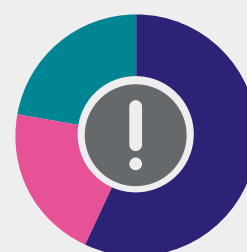
Safe (87%)
Neither (4%)
Unsafe (9%)

Informed about welfare reform



Well informed (38%)
Neither (32%)
Poorly informed (30%)

Reported concerns about welfare reforms



Not concerned (57%)
Some concern (21%)
Very concerned (22%)

WHAT IS GOING WELL

"I'm very proud of my home, it's where I belong and my family are all around me... My neighbours are very good... It's my home and I wouldn't swap it... Near schools... It's a good location and I live beside my family... We like the site, clean and safe."

ROOM FOR IMPROVEMENT

"I'm in a wheelchair and I have stairs... We're overcrowded."

ARMAGH, BANBRIDGE & CRAIGAVON

"We were delighted with the level of participation in this research; the findings provide valuable evidence that will inform our new Irish Traveller Accommodation Strategy 2020-25." Elma Newberry, Assistant Director, Land and Regeneration

HOUSEHOLD PROFILES



Households surveyed



Numbers in households

339

Households with one or more members disabled



35%

EMPLOYMENT Household level



26% In work



34% Unemployed (not retired, disabled or homemakers)

2% In further/higher education (excluding school aged)



1%

Plan to travel in next 3 years

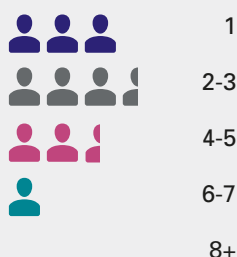
8

HOUSEHOLDS

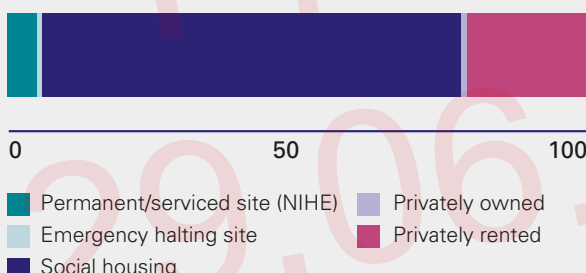
say they may seek new accommodation in the next 5 years

HOUSEHOLD INFORMATION

% Household size



Accommodation type %



Internet access (multi answers)



1%

Outside the home



25%

Home access



19%

Smartphone

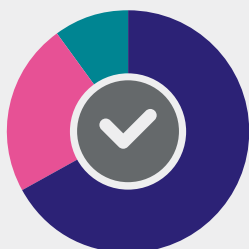


57%

Don't access

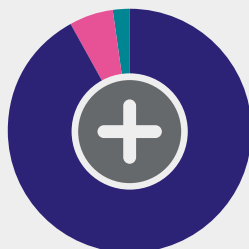
HOUSEHOLD ATTITUDINAL DATA

Satisfaction with accommodation/site



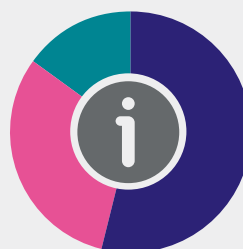
Satisfied (67%)
Neither (23%)
Dissatisfied (10%)

Reported feelings of safety in local area



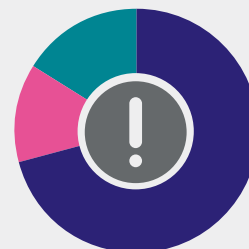
Safe (92%)
Neither (6%)
Unsafe (2%)

Informed about welfare reform



Well informed (54%)
Neither (31%)
Poorly informed (15%)

Reported concerns about welfare reforms



Not concerned (71%)
Some concern (13%)
Very concerned (16%)

WHAT IS GOING WELL

"I'm very proud of my home, it's where I belong and my family are all around me... My neighbours are very good... It's my home and I wouldn't swap it... Near schools... It's a good location and I live beside my family... We like the site, clean and safe."

ROOM FOR IMPROVEMENT

"I'm in a wheelchair and I have stairs... We're overcrowded."

BELFAST

"We were delighted with the level of participation in this research; the findings provide valuable evidence that will inform our new Irish Traveller Accommodation Strategy 2020-25." Elma Newberry, Assistant Director, Land and Regeneration

HOUSEHOLD PROFILES



Households surveyed



Numbers in households

112

Households with one or more members disabled



52%

EMPLOYMENT Household level



2% In work



54% Unemployed (not retired, disabled or homemakers)

2% In further/higher education (excluding school aged)



8%

Plan to travel in next 3 years



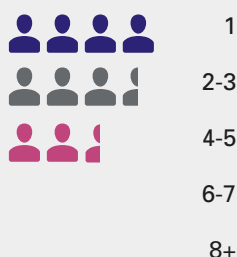
21

HOUSEHOLDS

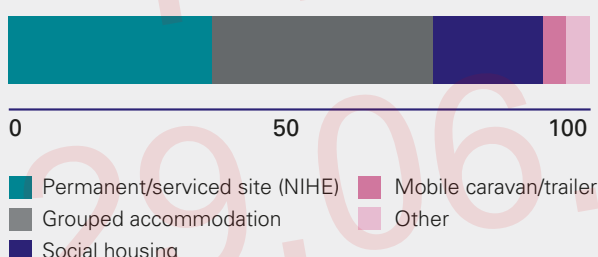
say they may seek new accommodation in the next 5 years

HOUSEHOLD INFORMATION


% Household size



Accommodation type %

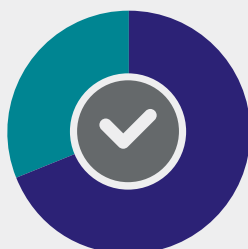


Internet access (multi answers)



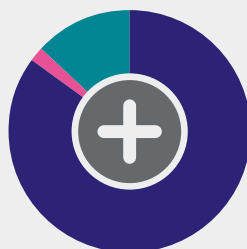
HOUSEHOLD ATTITUDINAL DATA

Satisfaction with accommodation/site



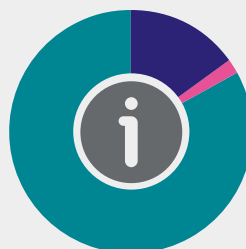
Satisfied (69%)
Neither (0%)
Dissatisfied (31%)

Reported feelings of safety in local area



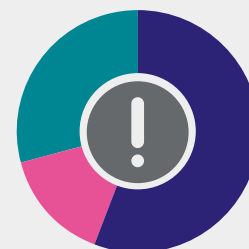
Safe (85%)
Neither (2%)
Unsafe (13%)

Informed about welfare reform



Well informed (15%)
Neither (2%)
Poorly informed (83%)

Reported concerns about welfare reforms



Not concerned (56%)
Some concern (15%)
Very concerned (29%)

WHAT IS GOING WELL

"I'm very proud of my home, it's where I belong and my family are all around me... My neighbours are very good... It's my home and I wouldn't swap it... Near schools... It's a good location and I live beside my family... We like the site, clean and safe."

ROOM FOR IMPROVEMENT

"I'm in a wheelchair and I have stairs... We're overcrowded."

DERRY & STRABANE

"We were delighted with the level of participation in this research; the findings provide valuable evidence that will inform our new Irish Traveller Accommodation Strategy 2020-25." Elma Newberry, Assistant Director, Land and Regeneration

HOUSEHOLD PROFILES



Households surveyed



Numbers in households

154

Households with one or more members disabled



68%

EMPLOYMENT Household level



4% In work



22% Unemployed (not retired, disabled or homemakers)

8% In further/higher education (excluding school aged)



12%

Plan to travel in next 3 years




15

HOUSEHOLDS

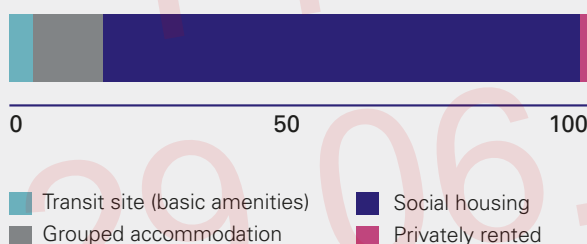
say they may seek new accommodation in the next 5 years

HOUSEHOLD INFORMATION

% Household size



Accommodation type %



Internet access (multi answers)



0%

Outside the home



58%

Home access



8%

Smartphone

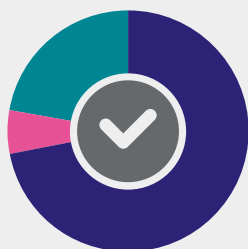


36%

Don't access

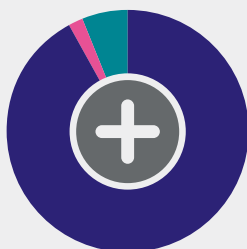
HOUSEHOLD ATTITUDINAL DATA

Satisfaction with accommodation/site



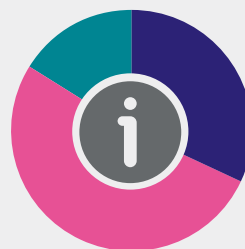
Satisfied (72%)
Neither (6%)
Dissatisfied (22%)

Reported feelings of safety in local area



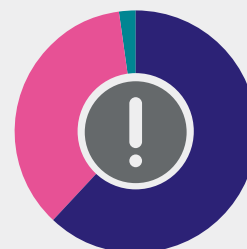
Safe (92%)
Neither (2%)
Unsafe (6%)

Informed about welfare reform



Well informed (32%)
Neither (52%)
Poorly informed (16%)

Reported concerns about welfare reforms



Not concerned (62%)
Some concern (36%)
Very concerned (2%)

WHAT IS GOING WELL

"I'm very proud of my home, it's where I belong and my family are all around me... My neighbours are very good... It's my home and I wouldn't swap it... Near schools... It's a good location and I live beside my family... We like the site, clean and safe."

ROOM FOR IMPROVEMENT

"I'm in a wheelchair and I have stairs... We're overcrowded."

FERMANAGH & OMAGH

"We were delighted with the level of participation in this research; the findings provide valuable evidence that will inform our new Irish Traveller Accommodation Strategy 2020-25." Elma Newberry, Assistant Director, Land and Regeneration

HOUSEHOLD PROFILES



Households surveyed



Numbers in households

202

Households with one or more members disabled



58%

EMPLOYMENT Household level



7%

In work



27%

Unemployed (not retired, disabled or homemakers)

7%

In further/higher education (excluding school aged)



13%

Plan to travel in next 3 years



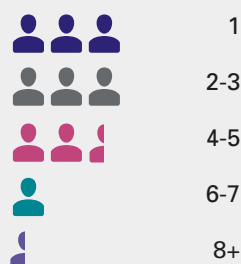
22

HOUSEHOLDS


say they may seek new accommodation in the next 5 years

HOUSEHOLD INFORMATION

% Household size



Accommodation type %



Internet access (multi answers)



2%

Outside the home



38%

Home access



10%

Smartphone

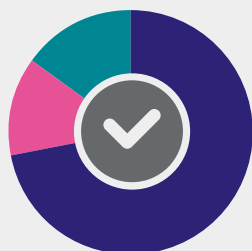


52%

Don't access

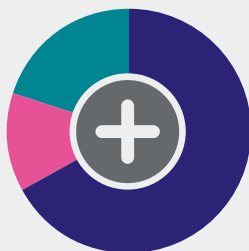
HOUSEHOLD ATTITUDINAL DATA

Satisfaction with accommodation/site



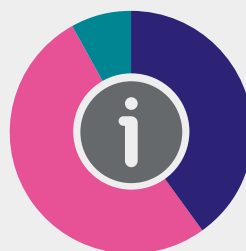
Satisfied (72%)
Neither (13%)
Dissatisfied (15%)

Reported feelings of safety in local area



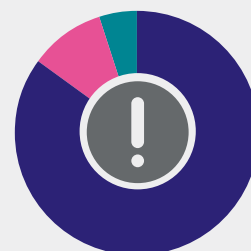
Safe (67%)
Neither (13%)
Unsafe (20%)

Informed about welfare reform



Well informed (40%)
Neither (52%)
Poorly informed (8%)

Reported concerns about welfare reforms



Not concerned (85%)
Some concern (10%)
Very concerned (5%)

WHAT IS GOING WELL

"I'm very proud of my home, it's where I belong and my family are all around me... My neighbours are very good... It's my home and I wouldn't swap it... Near schools... It's a good location and I live beside my family... We like the site, clean and safe."

ROOM FOR IMPROVEMENT

"I'm in a wheelchair and I have stairs... We're overcrowded."

LISBURN & CASTLEREAGH

"We were delighted with the level of participation in this research; the findings provide valuable evidence that will inform our new Irish Traveller Accommodation Strategy 2020-25." Elma Newberry, Assistant Director, Land and Regeneration

HOUSEHOLD PROFILES



Households surveyed



Numbers in households

108

Households with one or more members disabled



90%

EMPLOYMENT Household level



3%

In work



20%

Unemployed (not retired, disabled or homemakers)

3%

In further/higher education (excluding school aged)



3%

Plan to travel in next 3 years




13

HOUSEHOLDS

say they may seek new accommodation in the next 5 years


HOUSEHOLD INFORMATION

% Household size



1
2-3
4-5
6-7
8+

Accommodation type %



Internet access (multi answers)



0%

Outside the home



70%

Home access



0%

Smartphone

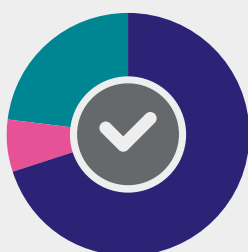


30%

Don't access

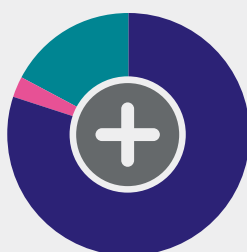
HOUSEHOLD ATTITUDINAL DATA

Satisfaction with accommodation/site



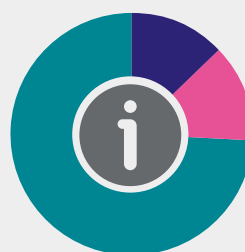
Satisfied (70%)
Neither (7%)
Dissatisfied (23%)

Reported feelings of safety in local area



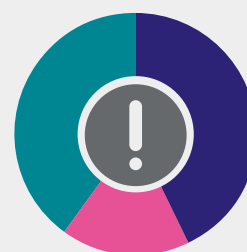
Safe (80%)
Neither (3%)
Unsafe (17%)

Informed about welfare reform



Well informed (13%)
Neither (13%)
Poorly informed (74%)

Reported concerns about welfare reforms



Not concerned (43%)
Some concern (17%)
Very concerned (40%)

WHAT IS GOING WELL

"I'm very proud of my home, it's where I belong and my family are all around me... My neighbours are very good... It's my home and I wouldn't swap it... Near schools... It's a good location and I live beside my family... We like the site, clean and safe."

ROOM FOR IMPROVEMENT

"I'm in a wheelchair and I have stairs... We're overcrowded."

MID & EAST ANTRIM / ANTRIM & NEWTOWNABBEY

"We were delighted with the level of participation in this research; the findings provide valuable evidence that will inform our new Irish Traveller Accommodation Strategy 2020-25." Elma Newberry, Assistant Director, Land and Regeneration

HOUSEHOLD PROFILES



Households surveyed



Numbers in households

114

Households with one or more members disabled



74%

EMPLOYMENT Household level



8% In work



15% Unemployed (not retired, disabled or homemakers)

5% In further/higher education (excluding school aged)



3%

Plan to travel in next 3 years



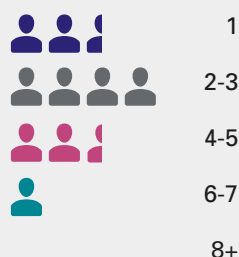
10

HOUSEHOLDS


say they may seek new accommodation in the next 5 years

HOUSEHOLD INFORMATION

% Household size



Accommodation type %



Internet access (multi answers)



3%

Outside the home



51%

Home access



36%

Smartphone

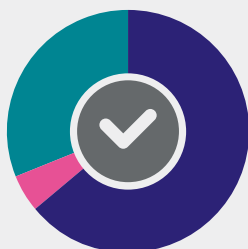


28%

Don't access

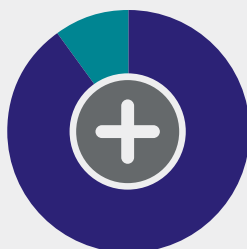
HOUSEHOLD ATTITUDINAL DATA

Satisfaction with accommodation/site



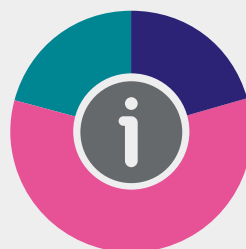
Satisfied (64%)
Neither (5%)
Dissatisfied (31%)

Reported feelings of safety in local area



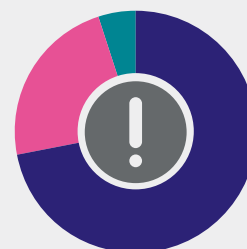
Safe (90%)
Neither (0%)
Unsafe (10%)

Informed about welfare reform



Well informed (21%)
Neither (59%)
Poorly informed (21%)

Reported concerns about welfare reforms



Not concerned (72%)
Some concern (23%)
Very concerned (5%)

WHAT IS GOING WELL

"I'm very proud of my home, it's where I belong and my family are all around me... My neighbours are very good... It's my home and I wouldn't swap it... Near schools... It's a good location and I live beside my family... We like the site, clean and safe."

ROOM FOR IMPROVEMENT

"I'm in a wheelchair and I have stairs... We're overcrowded."

MID ULSTER

"We were delighted with the level of participation in this research; the findings provide valuable evidence that will inform our new Irish Traveller Accommodation Strategy 2020-25." Elma Newberry, Assistant Director, Land and Regeneration

HOUSEHOLD PROFILES



Households surveyed



Numbers in households

335

Households with one or more members disabled



83%

EMPLOYMENT Household level



5% In work



5% Unemployed (not retired, disabled or homemakers)

2% In further/higher education (excluding school aged)



3%

Plan to travel in next 3 years

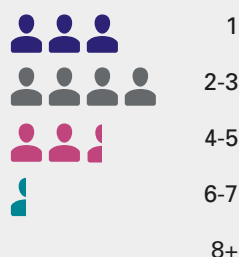
14

HOUSEHOLDS

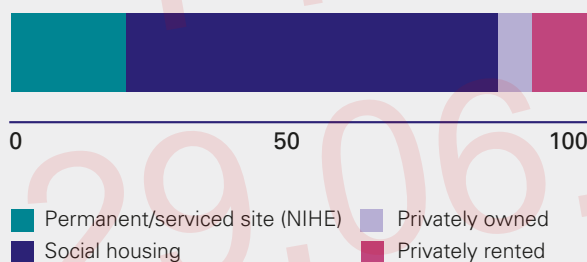
say they may seek new accommodation in the next 5 years

HOUSEHOLD INFORMATION

% Household size



Accommodation type %



Internet access (multi answers)



1%

Outside the home



38%

Home access



31%

Smartphone

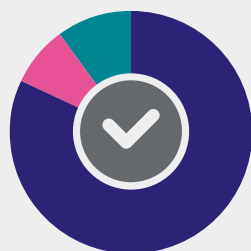


31%

Don't access

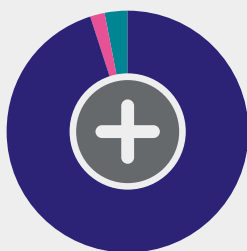
HOUSEHOLD ATTITUDINAL DATA

Satisfaction with accommodation/site



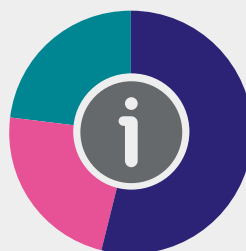
Satisfied (83%)
Neither (8%)
Dissatisfied (10%)

Reported feelings of safety in local area



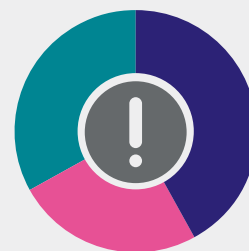
Safe (96%)
Neither (2%)
Unsafe (3%)

Informed about welfare reform



Well informed (54%)
Neither (23%)
Poorly informed (23%)

Reported concerns about welfare reforms



Not concerned (42%)
Some concern (25%)
Very concerned (33%)

WHAT IS GOING WELL

"I'm very proud of my home, it's where I belong and my family are all around me... My neighbours are very good... It's my home and I wouldn't swap it... Near schools... It's a good location and I live beside my family... We like the site, clean and safe."

ROOM FOR IMPROVEMENT

"I'm in a wheelchair and I have stairs... We're overcrowded."

NEWRY, MOURNE & DOWN

"We were delighted with the level of participation in this research; the findings provide valuable evidence that will inform our new Irish Traveller Accommodation Strategy 2020-25." Elma Newberry, Assistant Director, Land and Regeneration

HOUSEHOLD PROFILES



Households surveyed



Numbers in households

263

Households with one or more members disabled



81%

EMPLOYMENT Household level



10% In work



15% Unemployed (not retired, disabled or homemakers)

3% In further/higher education (excluding school aged)



19%

Plan to travel in next 3 years



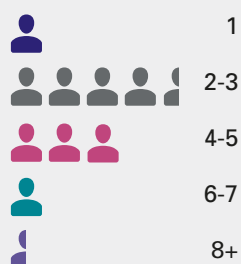
45

HOUSEHOLDS

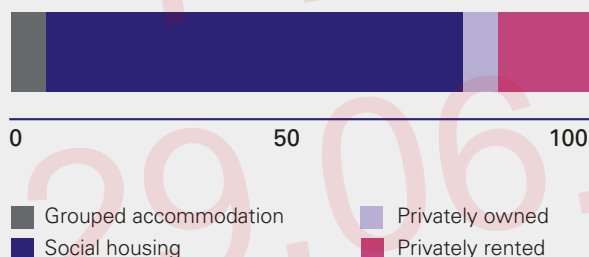
say they may seek new accommodation in the next 5 years

HOUSEHOLD INFORMATION

% Household size



Accommodation type %



Internet access (multi answers)



0%

Outside the home



32%

Home access



36%

Smartphone

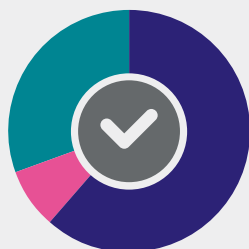


45%

Don't access

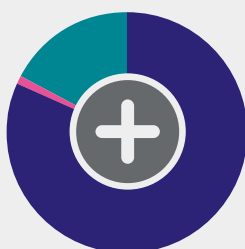
HOUSEHOLD ATTITUDINAL DATA

Satisfaction with accommodation/site



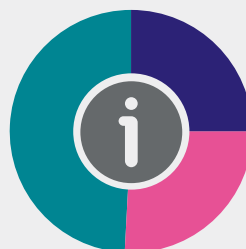
Satisfied (61%)
Neither (8%)
Dissatisfied (30%)

Reported feelings of safety in local area



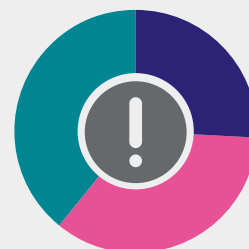
Safe (81%)
Neither (1%)
Unsafe (17%)

Informed about welfare reform



Well informed (25%)
Neither (26%)
Poorly informed (49%)

Reported concerns about welfare reforms



Not concerned (26%)
Some concern (35%)
Very concerned (39%)

WHAT IS GOING WELL

"I'm very proud of my home, it's where I belong and my family are all around me... My neighbours are very good... It's my home and I wouldn't swap it... Near schools... It's a good location and I live beside my family... We like the site, clean and safe."

ROOM FOR IMPROVEMENT

"I'm in a wheelchair and I have stairs... We're overcrowded."

This report can be found on the Housing Executive website: <https://www.nihe.gov.uk>

For any information on the Irish Traveller Accommodation Survey 2018/19, please contact:

The Research Unit
Northern Ireland Housing Executive
2 Adelaide Street
Belfast BT2 8PB

Tel: 03448 920 900

Web: <https://www.nihe.gov.uk>

Karly Greene
Head of Research
Karly.greene@nihe.gov.uk

Gerard Jervis
Research Officer
Gerard.jervis@nihe.gov.uk

Housing
Executive

   [nihe.gov.uk](https://www.nihe.gov.uk)

 facebook.com/housingexecutive

 [@nihecommunity](https://twitter.com/nihecommunity)