

# Carrowshee Park/Sylvan Hill Shared Communities Survey

---

Full Report Produced by the Research Unit January 2014



**Housing**Executive

## ACKNOWLEDGEMENTS

The Housing Executive would like to express its gratitude to all those involved in the Carrowshee Park/Sylvan Hill shared communities' research and in particular to the residents of Carrowshee Park and Sylvan Hill who took the time to complete the survey and without whose co-operation the survey could not have been undertaken.

# Contents

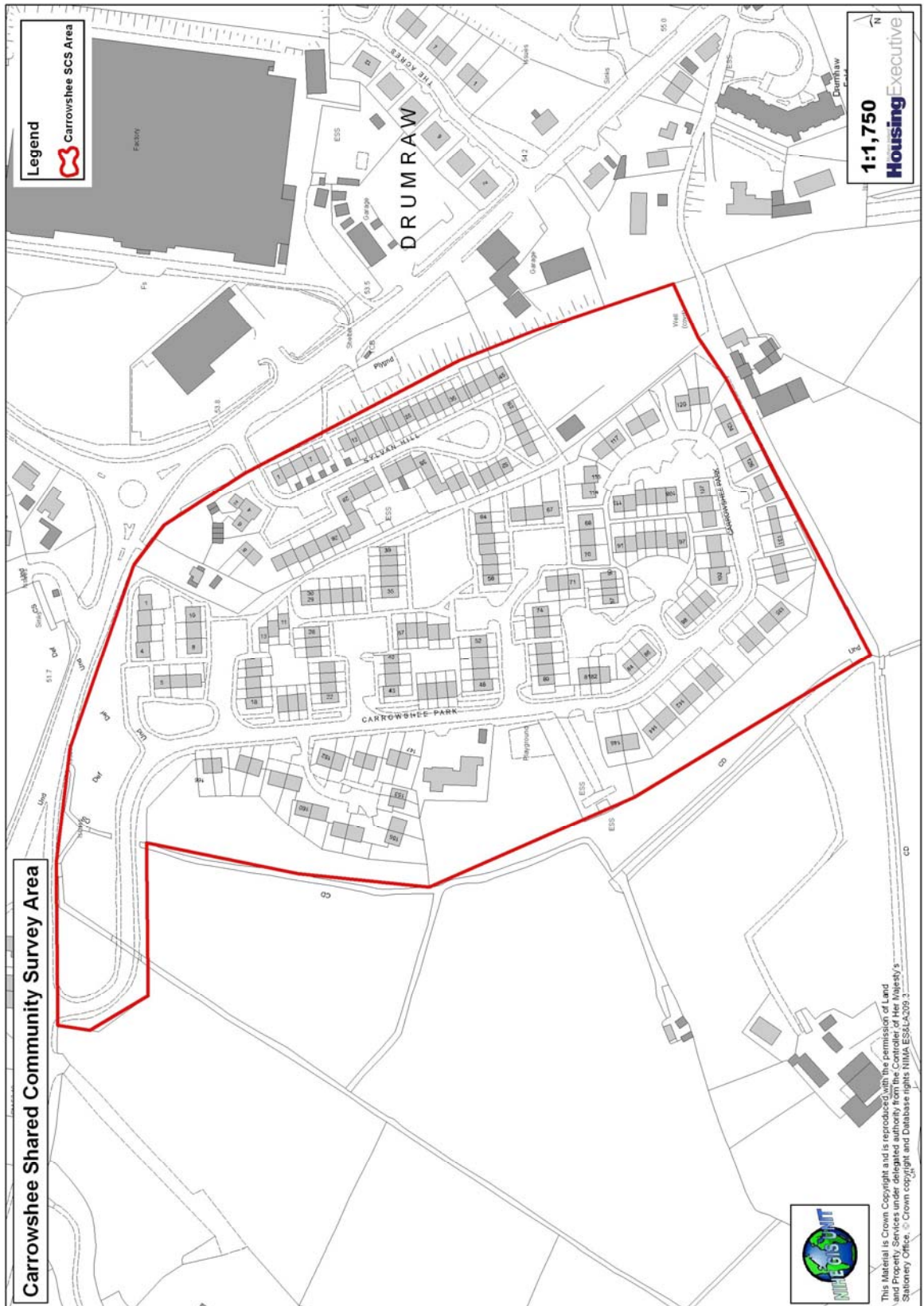
1.0	BACKGROUND TO SURVEY.....	5
2.0	METHODOLOGY.....	7
3.0	RESEARCH FINDINGS .....	9
4.0	SUMMARY .....	19
	Appendix 1: Questionnaire.....	21
	Appendix 2: Tabular results.....	33



## **1.0 BACKGROUND TO SURVEY**

- 1.1 Carrowshee Park and Sylvan Hill are two neighbouring housing estates located in Lisnaskea, County Fermanagh.
- 1.2 At the time of the survey Carrowshee Park and Sylvan Hill had 239 dwellings with a mixture of Housing Executive, housing association, private rented and privately owned properties.
- 1.3 Carrowshee Park/Sylvan Hill Community Association was formed in 2001, its main aim being to improve the quality of life for all residents. Since 2009 they have operated from a community centre situated in Carrowshee Park. At the time of the survey the community group was made up of trained volunteers and employed a part-time youth worker.
- 1.4 Carrowshee Park/Sylvan Hill Community Association was selected to participate in the Housing Executive's Shared Community Programme in 2013, the overall purpose of the programme being to develop shared communities where people choose to live with others regardless of their religion, race or nationality in a neighbourhood that is safe and welcoming to all, and threatening to no-one.
- 1.5 The programme is community led and provides an opportunity for residents to engage in good relations projects within their own area as well as neighbouring estates. Central to the programme is a survey, designed by the Housing Executive's Research Unit in consultation with the community group(s), to determine the needs of the community.
- 1.6 This report details the method by which the Carrowshee Park/Sylvan Hill survey was conducted and resultant research findings.

Figure 1.1 Map of the Carrowshee Park/Sylvan Hill Survey area



## 2.0 METHODOLOGY

- 2.1 Members of the Research and Community Cohesion units met with Carrowshee Park/Sylvan Hill Community Association in August 2013. Following consultation with community representatives the questionnaire design and methodology for the survey were agreed.
- 2.2 The aims of the survey were to:
  - measure satisfaction with local facilities/services;
  - identify activities or services that could be provided at a local community level;
  - assess attitudes to community relations and community safety in the area; and
  - identify areas of work needed in order to develop and implement a good relations plan.
- 2.3 All 239 properties within the Carrowshee Park/Sylvan Hill area received a letter inviting the household to participate in the survey. Included with the letter was a copy of the questionnaire to be completed by the occupier and collected by Housing Executive's Research Unit staff during the fieldwork period.
- 2.4 The questionnaire was designed for self completion; however research staff helped complete questionnaires with those residents who requested assistance during the fieldwork period. A copy of the questionnaire is included in Appendix 1 (p.21).
- 2.5 Research officers carried out the fieldwork during the first two weeks in October 2013.
- 2.6 In line with organisational policy Research Unit staff carry photographic ID at all times when conducting fieldwork. Visits to properties are made at varying times of the day and a total of five attempts are made to collect surveys. If, at the end of the fieldwork period, research officers have been unable to contact a household member the address is recorded as a non-contact. However, in practice, when passing an address every opportunity is made to encourage occupants to participate. Therefore the minimum of five visits is often exceeded.
- 2.7 On completion of the fieldwork 12 addresses were identified as ineligible due to being vacant, which reduced the number of valid addresses to 227. A total of 145 completed questionnaires were returned which yielded a high response rate of 64 per cent.

**Table 2.1: Breakdown of response rate**

	Number	%
Original target	239	
Vacant	12	
Revised target	227	100
Non contacts	58	26
Refusals	24	11
Completed questionnaires	145	64

- 2.8 A breakdown down of figures is available in the tabular results included in Appendix 2 (p33).
- 2.9 Due to rounding, some tables do not add to 100%. Also, for data protection purposes, and in particular where questions are considered sensitive, if the number of respondents is less than five the actual figures have been omitted and are shown as <5.
- 2.10 In some cases the base is less than 145, which may be due to some respondents not giving sufficient information when answering that question. This is recorded as non response.



## 3.0 RESEARCH FINDINGS

### 3.1 HOUSEHOLD PROFILE

#### *Characteristics of households*

The most common household type in the Carrowshee Park/Sylvan Hill area was 'lone adult' households (21%), followed by 'two adult' households (17%). There were similar proportions of 'large adult' (14%), 'small family' (13%) and 'lone older' (12%) households. (Appendix Table 1).

Almost one-half (48%) of households had a member(s) with a disability that affected their normal day-to-day activities; the majority (n=55; 82%) of which had one person in their household with a disability (Appendix Tables 2 and 3).

#### *Characteristics of Household Reference Person<sup>1</sup> (HRP)*

A little more than half (52%) of HRPs were female, the remainder (48%) were male. More than two-fifths (42%) of HRPs were aged between 40 and 59 years and one-third (33%) were aged between 16 and 39 years. One-quarter (25%) were aged 60 years or over (16% between 60 and 74 years; 9% 75 years plus), (Appendix Tables 4 and 5a).

In order to develop an age profile for the area individual ages of household members were sought and collated into age groups. Of the 316 household members living in the 139 households from which household data was received, ages were reported for 273 individuals. The most common (29%) age group for the area was 40 to 59 years, followed by those aged 25 to 39 years (26%). Less than one-tenth (7%) were aged up to five years, and 18 per cent of the population were aged between 5 and 18 years. More than one-tenth (12%) were aged 60 years or over (Appendix Table 5b).

At the time of the survey more than one-third (35%) of all HRPs were working (full-time, part-time or self-employed) and one-fifth (20%) were permanently sick or disabled. A further 18 per cent were retired and similar proportions of HRPs were either not working (14%) or looking after the family home (13%), (Appendix Table 6).

Of those respondents (n=131) who gave an answer to the question about ethnicity the vast majority (98%) described the HRP as white. Almost half (49%) of HRPs

---

<sup>1</sup> The household reference person (HRP) is the member of the household who owns or pays the rent or mortgage on the property. Where two people have equal claim (e.g. two persons cohabitating who jointly own or rent the property) the household reference person is the person with highest annual income. The definition is for analysis purposes and does not imply any authoritative relationship within the household.

were Irish, one-quarter (25%) were Northern Irish, and slightly fewer (21%) were British; the remaining five per cent were of an 'other' nationality (Appendix Tables 7 and 8).

The majority (79%) of respondents described the religious composition of their household as Catholic and slightly more than one-tenth (11%) stated this to be Protestant. Five per cent stated their household to be of mixed (Catholic/Protestant) religion; the remaining five per cent of households were of an 'other' religion or none (Appendix Table 9).

### 3.2 CHARACTERISTICS OF THE HOME AND AREA

#### ***Length of time living in Carrowshee Park/Sylvan Hill***

Almost half (46%) of respondents had lived in their present home for 15 years or more at the time of the survey, with more than one-third (36%) having lived in their present home for less than five years (Appendix Table 10).

Before moving to their present home more than two-fifths (42%) of respondents lived in the Carrowshee Park/Sylvan Hill area and almost half (47%) lived outside Carrowshee Park/Sylvan Hill but within Fermanagh District Council area (Appendix Table 11).

Less than one-tenth (6%) said they were likely to move away from the Carrowshee Park/Sylvan Hill area within the next two years. Whilst respondents gave reasons for wanting to move, it is not possible to report them due to the small numbers involved, and because the reasons were too varied to infer any common themes (Appendix Table 12).

#### ***Dwelling tenure and type***

More than two-fifths (44%) of respondents rented from the Housing Executive and one-third (33%) were owner occupiers as the time of the survey. The majority (73%) of respondents lived in houses; 27 per cent either lived in bungalows or flats (Appendix Tables 13 and 14).

### 3.3 SERVICES AND FACILITIES

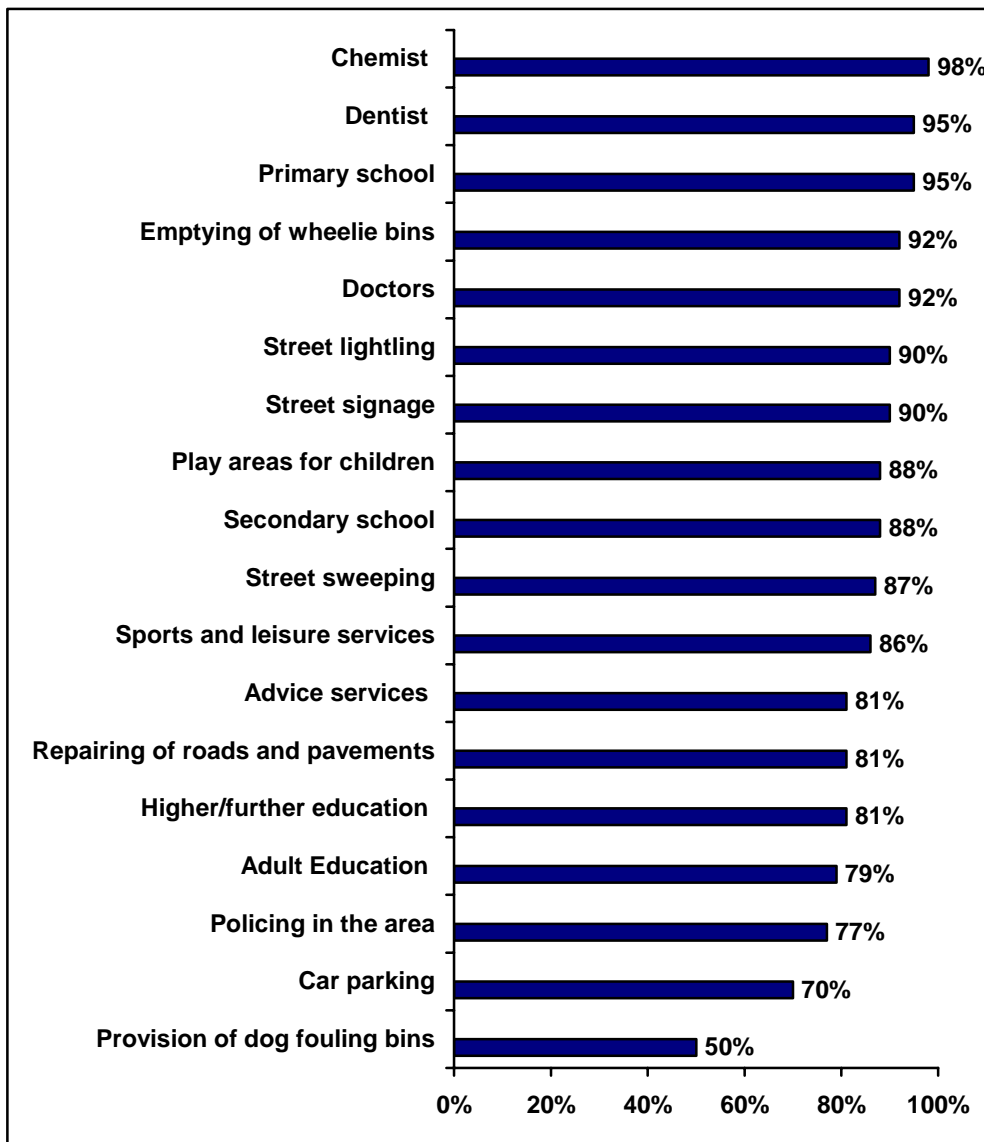
#### ***General services and facilities***

Respondents were asked about a number of services and facilities in their area and whether they found them satisfactory or unsatisfactory. As Figure 3.1 below shows, there were high levels of satisfaction with many of the services in the area.

The majority of respondents found the service received from chemists (98%), dentists (95%), primary schools (95%), and doctors (92%) satisfactory as well as the emptying of wheelie bins (92%). Conversely, more than two-fifths (44%) of respondents stated the provision of dog fouling bins was unsatisfactory. Of the

respondents who reported being dissatisfied with the provision of dog fouling bins the most common reason given was that there were none. Moreover, more than one-quarter (28%) found car parking in the area unsatisfactory; the most common reason being that the area was too congested with not enough spaces to meet demand (Figure 3.1 and Appendix Table 15).

**Figure 3.1: Percentage of respondents who found services/facilities in Carrowshee Park/Sylvan Hill area satisfactory**



Respondents were also asked whether they were involved in a community group. At the time of the survey slightly more than one-fifth (21%) were involved in a community group (Appendix Table 16).

In terms of school facilities, respondents were asked whether they would or would not be in favour of schools in the area sharing educational facilities such as

afterschool clubs, school grounds or shared school programmes. In the event, the vast majority (95%) were in favour of this (Appendix Table 17).

### ***Level of awareness and use of Carrowshee Park/Sylvan Hill Community Centre***

When asked if they were aware of Carrowshee Park/Sylvan Hill Community Centre, all respondents (100%; n=145) reported they were. More than two-fifths (45%) of all respondents said they attended or used activities/facilities provided at the community centre. Respondents who reported not attending/using activities/facilities were asked an open-ended question as to why they did not use the community centre. In the event 19 per cent (n=15) did not reply. However of those that did (n=65) the most common reasons give were: they were not interested (n=23), they had no time (n=17), or they were in ill health (n=17) (Appendix Tables 18 to 19b).

### ***Sports facilities and Play Park at Carrowshee Park***

Respondents were asked questions regarding the facilities at the community centre at Carrowshee Park. In the first instance, respondents were asked whether there was a need for floodlights to facilitate after-dark sports activities at the multi-sports arena within the community centre's grounds. Slightly more than three-quarters (76%) either 'strongly agreed' or 'agreed' that floodlights were needed for this purpose; a small proportion (6%) either 'disagreed' or 'strongly disagreed' (Appendix Table 20).

Respondents were also asked whether they would or would not be in favour further developing the play park at the community centre. In the event, more than four-fifths (83%) were in favour of this. Those respondents who were in favour were asked an open-ended question as to what they would like to see done. In the event 79 respondents made 108 comments. These responses were various however the most frequent comments made were: 'more for younger children' (n=23) and 'more variety' (n=16) (Appendix Table 21a and 21b).

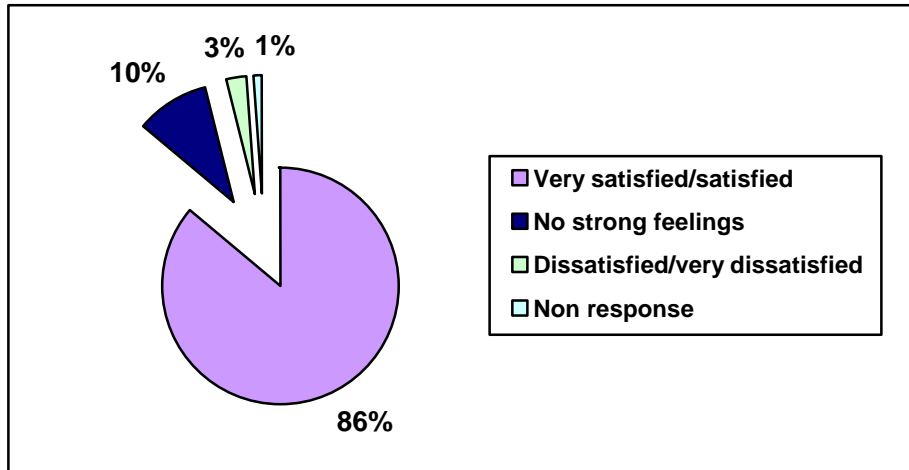
### ***Future community activities***

Respondents were asked what activities/services they or any member of their household would choose to attend/use if it were provided locally. 'Keep fit' was the activity with the highest level of interest, with half (50%) reporting that they and/or members of the household would attend. Moreover, two-fifths (40%) would attend an 'adult interest group'. Survey findings show respondents would be least likely to use 'childcare facilities' (17%); although this may reflect the survey finding that slightly more than one-fifth (22%; see Appendix Table 5b) of the population within the Carrowshee area were aged 14 years or below (Appendix Table 22).

### ***Satisfaction with Carrowshee Park/Sylvan Hill as a place to live***

Figure 3.2 below, shows that the majority (86%) of respondents were either 'very satisfied' or 'satisfied' with Carrowshee Park/Sylvan Hill as a place to live; a small proportion (3%) of respondents were 'dissatisfied' or 'very dissatisfied' (Appendix Table 23).

**Figure 3.2 Level of satisfaction with Carrowshee Park/Sylvan Hill as a place to live**



Respondents were asked to state any changes they would like to see in the Carrowshee Park/Sylvan Hill area. A wide range of suggestions were made. In total 60 respondents (41%) made 89 comments. These were various but numbers are too small to report, however five themes emerged which were each commented on by five or more respondents: a desire for dog fouling in area to be tackled; dog owners to keep dogs on leads; more parking facilities; the introduction of speed ramps and more street lighting.

### **3.4 ATTITUDES TO COMMUNITY RELATIONS**

#### ***Perception of community relations in the area***

In the first instance, respondents were asked how concerned they were about relations between people of different community backgrounds in the Carrowshee Park/Sylvan Hill area. The majority (89%) of respondents were 'not very concerned' or 'not at all concerned'. Slightly more than one-tenth (11%) were either 'very concerned' or 'slightly concerned'. Reasons for concern about relations between people of different community backgrounds in the Carrowshee Park/Sylvan Hill were varied; however the lack of interaction with foreign nationals living in the area and fear of 'difference' were the most common themes which emerged which were each commented on by five or more respondent (Appendix Tables 24).

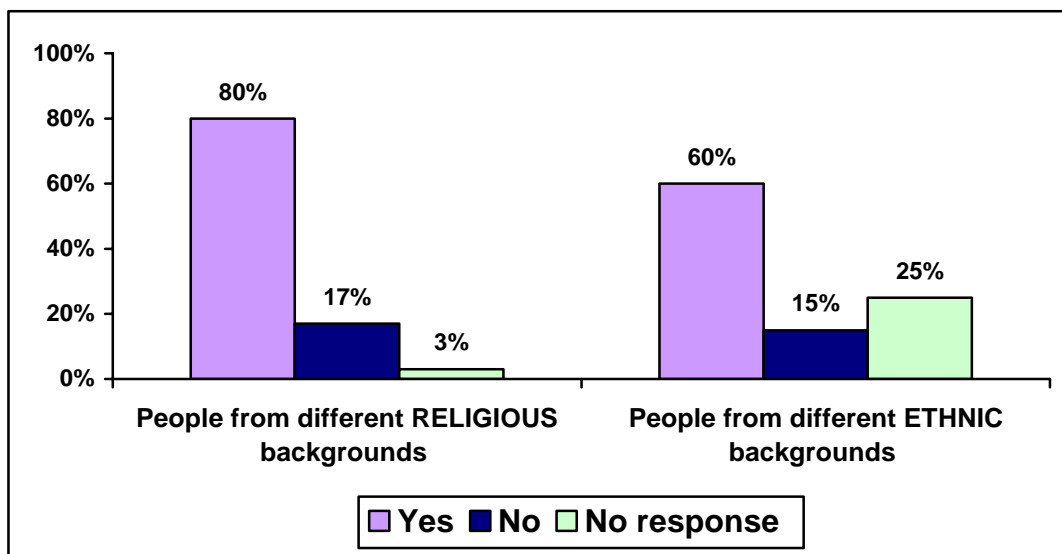
In terms of levels of concern between people of different community backgrounds in Northern Ireland as a whole, a slightly higher proportion (18%) of respondents was

either 'very concerned' or 'slightly concerned'. Whilst comments were varied the most common theme which emerged which was commented on by five or more respondents was the on-going tension between the two predominate communities in Northern Ireland (Appendix Tables 25).

### ***Mixing with people from different backgrounds***

In order to measure respondents' attitudes to mixing with people from different backgrounds respondents were asked if they would attend events/activities/projects which would include people from different backgrounds. As Figure 3.3 below shows, more than four-fifths (80%) of respondents stated they or a member of their household would attend shared events/activities/projects which would include people from different religious backgrounds. Fewer (60%) noted that they or a member of their household would attend shared events/activities/projects which would include people from different ethnic backgrounds (Appendix Table 26).

**Figure 3.3: Respondents' willingness to attend events/activities/project which would include people from different backgrounds**



Respondents were also asked whether they already mixed frequently, sometimes, never or haven't had the opportunity to mix with people from a different community/religious background. The majority (89%) of respondents said that they or members of their household did mix with people from a different community/religious background (54% 'frequently'; 35% 'sometimes'); six per cent of respondents said they never mixed with people from a different community/religious background, and four per cent said they hadn't had the opportunity to do so (Appendix Table 27).

### ***Community relations – present and future***

In terms of community relations, almost two-fifths (38%) of respondents stated that community relations in Carrowshee Park/Sylvan Hill was 'getting better', more than two-fifths (44%) felt that community relations was 'about the same' and small proportion (2%) said they were 'getting worse'; 15% were undecided (Appendix Table 28).

When asked whether relations between people of different community backgrounds in Northern Ireland as a whole were better now than five years ago, two-fifths (40%) of respondents felt they were 'better', almost two-fifths (39%) felt they were 'the same' and a small proportion (6%) felt they were 'worse'. More than one-tenth (14%) were undecided (Appendix Table 29).

When asked, more than two-fifths (43%) of respondents felt community relations in Northern Ireland as a whole would be better in five years time, less than one-third (30%) felt they would be the same. A small percentage (3%) felt they would be worse in five years time; more than one-fifth (23%) were undecided (Appendix Table 30).

### ***Moving towards a more mixed community***

More than two-thirds (68%) of respondents would be in favour of their area moving towards a more mixed community rather than predominantly Catholic or Protestant; less than one-tenth (8%) would not be in favour. However, more than one-fifth (22%) of respondents were undecided (Appendix Table 31).

## **3.5 COMMUNITY SAFETY**

### ***Perception of personal safety***

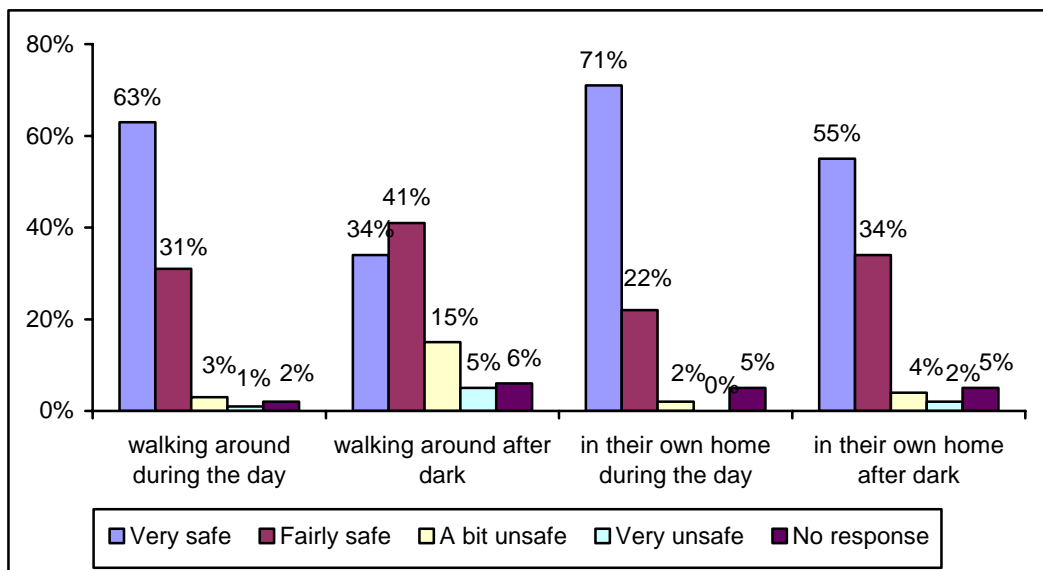
Respondents were asked about their feelings of personal safety in the Carrowshee Park/Sylvan Hill area. As Figure 3.4 below illustrates, the majority of respondents (94%) either felt 'very safe' or 'fairly safe' walking around the area during the day. Fewer (75%) either felt 'very safe' or 'fairly safe' walking around the area after dark; five per cent did not respond to this question (Appendix Tables 32 and 33).

The majority (93%) of respondents felt 'very safe' or 'fairly safe' in their home during the day, and 89 per cent of respondents felt 'very safe' or 'fairly safe' in their home after dark (Appendix Tables 34 and 35).

Those respondents who reported feeling 'fairly unsafe' or 'very unsafe' to any of the previous questions were asked an open-ended question regarding what made them feel unsafe. In total 25 respondents made 32 comments. These were various and numbers are too small to report, however two themes emerged which were each commented on by five or more respondents. The first was young people hanging around, and the second, the occurrence of antisocial behaviour in the area.

All respondents were also asked a separate open-ended question regarding what would make them feel safer. In total 24 respondents made 28 comments. Again, various suggestions were made and numbers are too small to report, however two themes emerged which were each commented on by five or more respondents. The first being more visible police presence and the second better street lighting; noteworthy, however, is the finding that the majority (90%) found 'street lighting' satisfactory and slightly more than three-quarters (77%) found 'policing in the area' to be satisfactory at the time of the survey (see Appendix Table 15).

**Figure 3.4: Respondents' perceptions of personal safety**



***Respondents' concerns within Carrowshee Park/Sylvan Hill***

Respondents were given a list of issues that might affect residents living within any given neighbourhood and were asked whether they were concerned or not concerned about these issues within the Carrowshee Park/Sylvan Hill area.

Table 3.1 below shows that almost three-fifths (58%) of residents were concerned about 'dog fouling' in the area and slightly more than half were concerned about 'stray dogs and cats'(52%) and/or 'drugs (using or dealing)' (51%). Two-fifths (40%) of all respondents were concerned with 'under age drinking', 'damage/vandalism to property' and 'damage/vandalism to car'. Respondents were least concerned about 'disputes with neighbours' (19%), 'local traffic noise' (18%) and 'people making noise during the day' (11%), (Appendix Table 36).



**Table 3.1: Percentage of respondents' concerned within Carrowshee Park/Sylvan Hill area**

	<b>Number</b>	<b>%</b>
Dog fouling	84	<b>58</b>
Stray dogs and cats	75	<b>52</b>
Drugs (using or dealing)	74	<b>51</b>
Under age drinking	58	<b>40</b>
Damage/vandalism to property	58	<b>40</b>
Damage/vandalism to car	58	<b>40</b>
Burglary and theft	55	<b>38</b>
People making a noise (late at night)	47	<b>32</b>
Teenagers causing a nuisance	45	<b>31</b>
Displays of flags and emblems	45	<b>31</b>
Assaults	43	<b>30</b>
Attacks on elderly people	42	<b>29</b>
Attacks on young people	39	<b>27</b>
Graffiti	37	<b>26</b>
Joyriding and car crime (theft and damage)	38	<b>26</b>
Discrimination against minority ethnic communities	35	<b>24</b>
Disputes with neighbours	27	<b>19</b>
Local traffic noise	26	<b>18</b>
People making noise (during the day)	16	<b>11</b>

### ***Neighbourhood watch***

When asked, more than two-thirds (70%) of all respondents thought a neighbourhood watch scheme should be introduced to their area; almost one-quarter (23%) did not. Furthermore, of those respondents who felt a neighbourhood watch scheme should be introduced (n=102), more than one-third (34%) stated they would consider joining such a scheme (Appendix Tables 37 and 38).

### ***Community spirit in Carrowshee Park/Sylvan Hill area***

Respondents were asked to gauge the level of community spirit in the Carrowshee Park/Sylvan Hill area. In the event almost three-quarters (71%) of respondents felt that community spirit in their area was either 'very good' or 'good'; 13 per cent felt it was 'neither good nor poor'. A small proportion (4%) felt community spirit in the area was either 'poor' or 'very poor' (Appendix Table 39).

### ***Keeping residents informed***

More than four-fifths (83%) of respondents thought the best way to keep people aware of and interested in community activities in the area was through a community newsletter (Appendix Table 40).

### **3.6 ADDITIONAL COMMENTS**

On completion of the questionnaire, all respondents were given the opportunity to make general comments about living in the Carrowshee Park/Sylvan Hill area and/or the research being carried out. In total 32 respondents made comments; however they were too varied to infer any general themes.

## 4.0 SUMMARY

- Survey findings show the majority of residents were satisfied with most of the services and facilities listed in the questionnaire. However, more than two-fifths found the provision of dog fouling bins unsatisfactory and more than one-quarter felt car parking in the area was unsatisfactory.
- More than one-fifth of respondents were involved in community groups and all were aware of the Carrowshee Park/Sylvan Hill Community Centre. Although, less than half of all respondents reported using/attending the facilities/activities provided at the community centre.
- In terms of current facilities situated at the community centre more than three-quarters agreed that floodlights were needed to facilitate after-dark sports activities.
- Moreover, the majority of respondents were in favour of further developing the play park, with additional comments indicating that 'more for younger children' and 'more variety' would be welcomed.
- There was also a positive response to future community activities and events among residents with half of all respondents interested in attending 'keep fit' classes and two-fifths interested in attending an 'adult interest group'.
- Furthermore, the majority of residents were satisfied with Carrowshee Park/Sylvan Hill as a place to live, with only a small proportion of respondents either 'dissatisfied' or 'very dissatisfied'. Although, when asked to state any changes they would like to see, the most common suggestion among respondents focused on dog fouling and dogs off leads in the area.
- In terms of community relations, the majority of residents were willing to attend events which would include people from different religious backgrounds; fewer, however, were willing to attend events which would include people from different ethnic backgrounds.
- Nevertheless the survey shows the majority of residents already mixed with people from different community/religious backgrounds. However, fewer would be in favour of their area moving towards a more mixed community; although over two-thirds would still be in favour of this.
- In general people feel safe in the Carrowshee Park/Sylvan Hill area. However, fewer felt safe walking around the area at night than during the day with many of those who did not feel safe citing young people hanging around and antisocial behaviour as their reasons for feeling unsafe.
- Moreover, the main concerns for residents in the area were: 'dog fouling', 'stray dogs and cats' and 'drugs (using or dealing)'. However, more than two-

thirds of all respondents felt that a neighbourhood watch scheme should be introduced to the area, with more than one-third of those willing to get involved in such a scheme.

- Lastly, almost three-quarters of respondents felt that community spirit in the area was either 'very good' or 'good', with the majority of respondents stating that a newsletter was the best way to keep residents informed of community activities.

# Appendix 1

## Questionnaire

Research Unit, Northern Ireland Housing Executive

OFFICE USE ONLY

Received AM PM EVE SAT Punched

Schedule No:

Coding

Validated

**CARROWSHEE/SYLVAN HILL COMMUNITY SURVEY**

This confidential survey has been developed in partnership with Carrowshee Park/Sylvan Hill Community Association and the Housing Executive Community Cohesion Unit. It is important to note that this survey is for **all residents** so whether you are a Housing Executive or Housing Association tenant, a home owner or are renting from a private landlord we would be grateful if all householders take the time to complete the survey. Please do so by circling the appropriate response(s) for each question. All information will be treated in the strictest confidence and will be used only for the purposes of this research.

**Section 1: Living Here**

Q1. How long have you lived in your present home?

**Please circle one response only**

Less than 1 year	1
1 year or more but less than 5 years	2
5 years or more but less than 10 years	3
10 years or more but less than 15 years	4
15 years or more	5

Q2. Where did you live immediately before your present home?

*Please circle one response only*

Same local area (Carrowshee/Sylvan Hill)	1
Outside current local area but Fermanagh District Council area	2
Outside Fermanagh District Council area but within Northern Ireland	3
Outside Northern Ireland, please specify	4

Q3. Do you rent or own your home?

**Please circle one response only**

Rent from Housing Executive	1
Rent from Housing Association	2
Rent from private landlord	3
Owner occupier	4
Other, please specify	5

Q4. Which of the following best describes your home?

**Please circle one response only**

House	1
Bungalow	2
Flat	3
Other, please specify	4

Q5a. Do you think you are likely to move away from Carrowshee Park/Sylvan Hill area in the next two years?

**Please circle one response only**

Yes	1	<b>Go to Q5b</b>
No	2	<b>Go to Q6</b>
Don't know	888	<b>Go to Q6</b>

Q5b. If yes, why do you think you are likely to move away in the next two years?

---



---



---

## Section 2: Services and facilities in the Carrowshee/Sylvan Hill area

Q6. The following is a list of general services within the area. Please circle a response for each to indicate whether the service is satisfactory or unsatisfactory. If it is unsatisfactory, please give your main reason why.

**Please circle a response on each line**

	<b>Satisfied</b>	<b>Unsatisfactory</b>	<b>Why unsatisfactory</b>
Emptying of wheelie bins	1	2	
Repairing of roads and pavements	1	2	
Provision of dog fouling bins	1	2	
Street sweeping	1	2	
Street signage	1	2	
Street lighting	1	2	
Policing of the area	1	2	
Car parking	1	2	
Play areas for children	1	2	
Doctors	1	2	
Chemists	1	2	
Dentists	1	2	
Advice services	1	2	
Primary school	1	2	
Secondary school	1	2	
Higher/Further education 16+	1	2	
Adult education	1	2	
Sport/leisure services	1	2	

Q7. Are you involved in any local community groups?

**Please circle one response only**

Yes	1
No	2

Q8. What would be your view regarding local schools within the Carrowshee Park/Sylvan Hill area sharing educational services such as after school clubs, school grounds, shared school programmes etc.?

Please circle one response only

I <b>would</b> be in favour	1	<b>Go to 9a</b>
I <b>would not</b> be in favour	2	<b>Go to Q8b</b>

Q8b. If you **would not** be in favour, please state why?

---



---



---

Q9a. Are you aware of the Carrowshee Park/Sylvan Hill Community Centre at Carrowshee Park?

Please circle one response only

Yes	1	<b>Go to Q9b</b>
No	2	<b>Go to Q12</b>

Q9b. Do you or any member of your household use/attend the services/facilities/activities provided at the Carrowshee Park/Sylvan Hill Community Centre?

Please circle one response only

Yes	1	<b>Go to Q10a</b>
No	2	<b>Go to Q9c</b>

Q9c. If no, please state why you or other family members don't use/attend the services/ facilities/ activities provided at the Carrowshee Park/Sylvan Hill Community Centre?

---



---



---



---

Q10. On the site of the Carrowshee Park/Sylvan Hill Community Centre, at Carrowshee Park, there is a community multi-sport arena. How much do you agree or disagree with following statement:

Please circle one response only

	Strongly agree	Agree	Neither agree nor disagree	Disagree	Strongly disagree
There is a need for floodlights in the multi-sports arena for after dark sports activities	1	2	3	4	5



Q11a. What would be your view on **further developing** the play park at the Carrowshee Park/Sylvan Hill Community Centre site at Carrowshee Park?

**Please circle one response only**

I <b>would</b> be in favour	1	<b>Go to 11b</b>
I <b>would not</b> be in favour	2	<b>Go to Q12</b>

Q11b. If you **would** be in favour, what further development would you like to see?

---



---



---

Q12. If provided locally, which activities would you or any member of your household choose to attend?

**Please circle one response on each line**

	<b>Yes – one or more household members would use/attend</b>	<b>No – no household member would use/attend</b>
Child care facilities	1	2
Toddlers group	1	2
Older persons' group	1	2
Adult interest group	1	2
Men's group	1	2
Youth Drop in	1	2
Keep fit	1	2
Homework club	1	2
Other, please specify	1	2

Q13a. How satisfied or dissatisfied are you with Carrowshee Park/Sylvan Hill as a place to live?

**Please circle one response only**

Very satisfied	Satisfied	No strong feelings	Dissatisfied	Very dissatisfied
1	2	3	4	5
<b>Go to Q14</b>			<b>Go to Q13b</b>	

Q13b. If dissatisfied or very dissatisfied, please state why.

---



---



---

Q14. Thinking about living in Carrowshee Park/Sylvan Hill, please state what changes you would like to see, if any, which have not been previously mentioned in this questionnaire.

1.

---



---

2.

---



---

### Section 3: Attitudes to community relations

Q15a. How concerned are you about relations between people of different community backgrounds in the **Carrowshee Park/Sylvan Hill** area?

**Please circle one response only**

Very concerned	Slightly concerned	Not very concerned	Not at all concerned
1	2	3	4
<b>Go to Q15b</b>		<b>Go to Q16a</b>	

Q15b. If very concerned or slightly concerned, please specify.

---



---



---

Q16a. How concerned are you about relations between people of different community backgrounds in **Northern Ireland** as a whole?

**Please circle one response only**

Very concerned	Slightly concerned	Not very concerned	Not at all concerned
1	2	3	4
<b>Go to Q16b</b>		<b>Go to Q17</b>	

Q16b. If very concerned or slightly concerned, please specify.

---



---



---

Q17. Do you or members of your household mix with people from a different community/religious backgrounds?

**Please circle one response only**

Frequently	1
Sometimes	2
Haven't had the opportunity	3
Never	4

Q18. Would you or any member of your household attend shared events/activities/projects which included people from...?

**Please circle one response only**

	Yes	No
Different religious backgrounds	1	2
Different ethnic backgrounds	1	2

Q19a. Do you think community relations in this area are...?

**Please circle one response only**

Getting better	1	<b>Go to Q20a</b>
About the same	2	<b>Go to Q20a</b>
Getting worse	3	<b>Go to Q19b</b>
Don't know	888	<b>Go to Q20a</b>

Q19b. If you think community relations in this area are getting worse, please state why.

---



---



---



---

Q20a. Do you think relations between people of different community backgrounds in Northern Ireland are better, the same or worse now than compared to 5 years ago?

**Please circle one response only**

Better	1	<b>Go to Q21a</b>
The same	2	<b>Go to Q21a</b>
Worse	3	<b>Go to Q20b</b>
Don't know	888	<b>Go to Q21a</b>

Q20b. If worse, please state why.

---



---



---

Q21a. Do you think relations between people of different community backgrounds in Northern Ireland will be better, the same or worse in 5 year's time?

Please circle one response only

Better	1	<b>Go to Q22</b>
The same	2	<b>Go to Q22</b>
Worse	3	<b>Go to Q21b</b>
Don't know	888	<b>Go to Q22</b>

Q21b. If worse, please state why.

---



---



---



---

Q22. What would be your view on your area moving towards a more mixed community rather than predominantly Catholic or Protestant?

Please circle one response only

I would be in favour of this	1
I would not be favour of this	2
Don't know	888

## Section 4: Community safety

Q23a. The following questions are about your own personal safety within this area and by area we mean within a 15 minute walk from your home. How safe/unsafe do you feel...?.

Please circle one response on each line

	<b>Very safe</b>	<b>Fairly safe</b>	<b>A bit unsafe</b>	<b>Very unsafe</b>
...walking around this area during the day? (i.e. 6.00 am to 9.00 pm)	1	2	3	4
... walking around this area after dark? (i.e. 9.00 pm to 6.00 am)	1	2	3	4
...in your own home during the day? (i.e. 6.00 am to 9.00 pm)	1	2	3	4
...in your own home after dark? (i.e. 9.00 pm to 6.00 am)	1	2	3	4

Q23b. If you have answered 'a bit unsafe' or 'very unsafe' to any of the above what makes **you feel unsafe** in this area?

---



---



---

Q23c. What would make you feel safer?

---



---



---

Q24. Please state whether you are concerned/not concerned about any of the following aspects within the Carrowshee/Sylvan area:

Please circle one response on each line

	Concerned	Not Concerned
Attacks on elderly people	1	2
Attacks on young people	1	2
Discrimination against minority ethnic communities	1	2
Burglary and theft	1	2
Damage/vandalism to property	1	2
Damage/vandalism to car	1	2
Stray dogs	1	2
Dog fouling	1	2
Drugs (using or dealing)	1	2
Graffiti	1	2
Joyriding and car crime (theft and damage)	1	2
Local traffic noise	1	2
People making noise (during the day)	1	2
People making noise (late at night)	1	2
Under age drinking	1	2
Assaults	1	2
Displays of flags and emblems	1	2
Teenagers causing a nuisance	1	2
Disputes with neighbours	1	2
Other, please specify	1	2

Q25a. Do you think a neighbourhood watch scheme should be introduced in Carrowshee Park/Sylvan Hill area?

Please circle one response only

Yes	1	<b>Go to Q25b</b>
No	2	<b>Go to Q26</b>

Q25b. Would you or a member of your household like to get involved in a neighbourhood watch scheme?

Please circle one response only

Yes	1
No	2
Don't Know	888

Q26. Would you say the level of community spirit in the Carrowshee Park/Sylvan Hill area is ...?

Please circle one response only

Very good	1
Good	2
Neither good nor poor	3
Poor	4
Very poor	5
Don't know	888

Q27. What do you think would be the best way for Carrowshee Park/Sylvan Hill Community Association to keep people aware of community activities and events in the area?

**Please circle one response only**

Community newsletter	1
Community meetings	2
Feedback through existing community groups	3
Other, please specify	4

## Section 5: You and your household

It would be very helpful to the research if you could provide some details about yourself and the people who live with you

Under the Disability Discrimination Act (1995) a “disabled person” is defined as a person with:

**“A physical or mental impairment which has a substantial and long term adverse effect on a person’s ability to carry out normal day to day activities.”**

Day to day activities are normal activities carried out by most people on a regular basis. The effect of the disability must have lasted 12 months, or be likely to last at least 12 months or for the rest of the life of the person.

Q28a. Does any member in the household have any long term illnesses, health problems or disability which limits his/her daily activities or the work they can do?

**Please circle one response only**

Yes	1	<b>Go to Q28b</b>
No	2	<b>Go to Q29</b>

Q28b. How many members of the household have a disability that affects their normal day to day activities

**Please circle one response only**

1	2	3+
---	---	----

Q29. How many people live in this household?

**Enter number**

Q30. Could you please complete the following table and provide details of everyone who lives here and how they are related to the **Household Reference Person (HRP)**? *This is the person who would be considered to be the head of the household.* Please circle a response for each category that applies to each person. Please start by giving the age of the Household Reference Person and then work down the categories, circling the appropriate response.

<b>Person:</b>	HRP	2	3	4	5	6	7	8	9	10
<b>Age on last birthday:</b>										
<b>Gender</b>	Male	1	1	1	1	1	1	1	1	1
	Female	2	2	2	2	2	2	2	2	2
<b>Your Household Relationship to HRP:</b>	HRP	1								
	Partner (married)		2	2	2	2	2	2	2	2
	Partner (cohabiting)		3	3	3	3	3	3	3	3
	Partner (civil partnership)		4	4	4	4	4	4	4	4
	Child		5	5	5	5	5	5	5	5
	Parent		6	6	6	6	6	6	6	6
	Other Relative		7	7	7	7	7	7	7	7
	Lodger		8	8	8	8	8	8	8	8
	Other non-relative		9	9	9	9	9	9	9	9
<b>Employment Status</b>	Self Employed	1	1	1	1	1	1	1	1	1
	Working full-time	2	2	2	2	2	2	2	2	2
	Working part-time	3	3	3	3	3	3	3	3	3
	Not working short term (< 1 year)	4	4	4	4	4	4	4	4	4
	Not working long term (> 1 year)	5	5	5	5	5	5	5	5	5
	Retired (excludes looking after home)	6	6	6	6	6	6	6	6	6
	Student (further / higher education)	7	7	7	7	7	7	7	7	7
	Permanent Sick/Disabled	8	8	8	8	8	8	8	8	8
	Looking after family/home	9	9	9	9	9	9	9	9	9
	Other, including schoolchild	10	10	10	10	10	10	10	10	10
<b>Marital Status</b>	Single (never married)	1	1	1	1	1	1	1	1	1
	Married (first marriage)	2	2	2	2	2	2	2	2	2
	Re-married	3	3	3	3	3	3	3	3	3
	Civil Partnership	4	4	4	4	4	4	4	4	4
	Separated (but still legally married)	5	5	5	5	5	5	5	5	5
	Divorced (but not legally remarried)	6	6	6	6	6	6	6	6	6
	Widowed (but not legally remarried)	7	7	7	7	7	7	7	7	7
<b>Ethnic Group</b>	White	1	1	1	1	1	1	1	1	1
	Chinese	2	2	2	2	2	2	2	2	2
	Irish Traveller	3	3	3	3	3	3	3	3	3
	Indian	4	4	4	4	4	4	4	4	4
	Pakistani	5	5	5	5	5	5	5	5	5
	Bangladeshi	6	6	6	6	6	6	6	6	6
	Black Caribbean	7	7	7	7	7	7	7	7	7
	Black African	8	8	8	8	8	8	8	8	8
	Mixed Ethnic (please specify)	9	9	9	9	9	9	9	9	9
	Other, please specify	10	10	10	10	10	10	10	10	10
	Black other (please specify)	11	11	11	11	11	11	11	11	11
<b>Nationality</b>	British	1	1	1	1	1	1	1	1	1
	Irish	2	2	2	2	2	2	2	2	2
	Northern Irish	3	3	3	3	3	3	3	3	3
	Portuguese	4	4	4	4	4	4	4	4	4
	Latvian	5	5	5	5	5	5	5	5	5
	Lithuanian	6	6	6	6	6	6	6	6	6
	Polish	7	7	7	7	7	7	7	7	7
	Nigerian	8	8	8	8	8	8	8	8	8
	Other (please specify)	9	9	9	9	9	9	9	9	9

Q31. The Housing Executive has a policy of promoting complete equality in the provision of housing and housing related services in Northern Ireland. In order to help monitor this it would be helpful if you would describe the religious composition of this household.

**Please circle one response only**

Protestant	Catholic	Mixed Religion Protestant/Catholic	Other (Specify)	None	Don't Know	Refused
1	2	3	4	5	888	777

Q32. Are there any other comments you would like to make about living in the Carrowshee Park/ Sylvan Hill area or the research being carried out?

---



---



---



---



---



---



---



---

**Thank you very much for completing the questionnaire.**

A research officer will call at your door during the next few weeks to collect the completed questionnaire. The research officer will help you if you would like assistance to complete the questionnaire.

If you have any queries regarding this survey, please do not hesitate to contact Sarah McCloy in the Research Unit of the Northern Ireland Housing Executive on the following number: **028 9031 8545** or use our **Freephone Number 0800 072 0987 (no cost from landline phones, mobile providers may vary)**. Alternatively you can email queries to [Sarah.McCloy@nihe.gov.uk](mailto:Sarah.McCloy@nihe.gov.uk)



# Appendix 2

## Tabular results

**Table 1: Household types and their definitions**

			<b>N</b>	<b>%</b>
	LONE ADULT	One person below pensionable age	26	21
	TWO ADULTS	Two people, related or unrelated, below pensionable age	21	17
	LARGE ADULT	Three or more adults, related or unrelated, living with or without one dependent children aged under 16	18	14
	SMALL FAMILY	Any two adults, related or unrelated, living with one or two dependent children aged under 16	16	13
	LONE OLDER	Lone person of pensionable age	17	12
	LONE PARENT	Lone adult living with one or more dependent children aged under 16	15	10
	TWO OLDER	Two people, related or unrelated, at least one of whom is of pensionable age	10	8
	LARGE FAMILY	Any two adults, related or unrelated, living with three or more dependent children aged under 16 or three or more adults, related or unrelated, living with two or more dependent children aged under 16	<5	2
	<b>Total</b>		<b>125</b>	<b>100</b>
Missing	No response	Respondents gave insufficient information to define household type	20	
Total			145	

**Base: 125 respondents**

**Table 2: Does any member of your household have a disability?**

		Number	%
	Yes	67	48
	No	73	52
	<b>Total</b>	<b>140</b>	<b>100</b>
Missing	Non response	5	
Total		145	

*Base: 140 respondents*

**Table 3: Number in household with a disability**

		Number	%
	One	55	82
	Two or more	9	13
	<b>Total</b>	<b>64</b>	<b>100</b>
Missing	Non response	<5	
Total		67	

*Base: 64 respondents*

**Table 4: Gender of HRP**

		Number	%
	Female	68	52
	Male	62	48
	<b>Total</b>	<b>130</b>	<b>100</b>
Missing	Non response/refusal	15	
Total		145	

*Base: 132 respondents*

**Table 5a: Age group of HRP**

		Number	%
	16-39	39	33
	40-59	50	42
	60-74	19	16
	75+	11	9
	<b>Total</b>	<b>119</b>	<b>100</b>
Missing	Non response/refusal	26	
Total		145	

*Base: 119 respondents*

**Table 5b: Age profile of household members within Carrowshee Park/Sylvan Hill**

	Age group	Number	%
	up to 5 years	20	7
	5 to 11 years	30	11
	12 to 14 years	10	4
	15 to 18 years	7	3
	19 to 24 years	23	8
	25 to 39 years	71	26
	40 to 59 years	78	29
	60 to 74 years	22	8
	75 plus	12	4
	<b>Total</b>	<b>273</b>	<b>100</b>
Missing	Non response	43	
Total		316	

*Base: 273 household members for which data was available*

**Table 6: Employment status of HRP**

		Number	%
	Working	46	35
	Permanently sick/disabled	26	20
	Retired	24	18
	Not working	18	14
	Looking after family home	17	13
	<b>Total</b>	<b>131</b>	<b>100</b>
Missing	Non response/refusal	14	
Total		145	

*Base: 98 respondents*

**Table 7: Ethnicity of HRP**

		Number	%
Valid	White	128	98
	Other	3	2
	<b>Total</b>	<b>131</b>	<b>100</b>
Missing	Non response/refusal	14	
Total		145	

*Base: 131 respondents*

**Table 8: Nationality of Household Reference Person (HRP)**

		Number	%
	Irish	64	49
	Northern Irish	33	25
	British	27	21
	Other	7	5
	<b>Total</b>	<b>131</b>	<b>100</b>
Missing	Non response/refusal	14	
Total		145	

Base: 131 respondents

**Table 9: Religious composition of households**

		Number	%
	Catholic	106	79
	Protestant	15	11
	Mixed Catholic/Protestant	7	5
	Other/none	7	5
	<b>Total</b>	<b>135</b>	<b>100</b>
Missing	Non response/refusal	10	
Total		145	

Base: 135 respondents

**Table 10: How long have you lived in your present home?**

	Number	%
Less than one year	12	8
One year or more but less than 5 years	41	28
Five years or more but less than 10 years	17	12
Ten years or more but less than 15 years	9	6
Fifteen years or more	66	46
<b>Total</b>	<b>145</b>	<b>100</b>

Base: 145 respondents

**Table 11: Where did you live immediately before your present home?**

	Number	%
Same local area (Carrowshee Park/Sylvan Hill)	61	42
Outside local area but within Fermanagh District Council	68	47
Outside Northern Ireland	9	6
Outside Fermanagh District Council	7	5
<b>Total</b>	<b>145</b>	<b>100</b>

Base: 145 respondents

**Table 12: Do you think you are likely to move away from the Carrowshee Park/Sylvan Hill area in the next two years?**

	Number	%
Yes	9	6
No	118	81
Don't know	17	12
Non response	<5	1
<b>Total</b>	<b>145</b>	<b>100</b>

*Base: 145 respondents*

**Table 13: Household tenure**

	Number	%
Rent from Housing Executive	64	44
Owner occupier	48	33
Rent from private landlord	21	15
Rent from a housing association	12	8
<b>Total</b>	<b>145</b>	<b>100</b>

*Base: 145 respondents*

**Table 14: Which of the following best describes your home?**

	Number	%
House	106	73
Bungalow/Flat	39	27
<b>Total</b>	<b>145</b>	<b>100</b>

*Base: 145 respondents*

**Table 15: Satisfaction with services and facilities in the Carrowshee Park/Sylvan Hill area?**

	Satisfactory		Unsatisfactory	
	Number	%	Number	%
Chemists	142	<b>98</b>	1	<b>1</b>
Dentists	138	<b>95</b>	4	<b>3</b>
Primary school	138	<b>95</b>	2	<b>1</b>
Emptying of wheelie bins	133	<b>92</b>	9	<b>6</b>
Doctors	134	<b>92</b>	9	<b>6</b>
Street lighting	130	<b>90</b>	13	<b>9</b>
Street signage	130	<b>90</b>	9	<b>6</b>
Play areas for children	127	<b>88</b>	13	<b>9</b>
Secondary school	128	<b>88</b>	8	<b>6</b>
Street sweeping	126	<b>87</b>	16	<b>11</b>
Sport/leisure services	125	<b>86</b>	11	<b>8</b>
Advice services	117	<b>81</b>	22	<b>15</b>
Repairing of roads and pavements	117	<b>81</b>	19	<b>13</b>
Higher/Further education 16+	117	<b>81</b>	15	<b>10</b>
Adult education	114	<b>79</b>	19	<b>13</b>
Policing of the area	111	<b>77</b>	27	<b>19</b>
Car parking	101	<b>70</b>	40	<b>28</b>
Provision of dog fouling bins	72	<b>50</b>	64	<b>44</b>

**Table 16: Are you involved in any community groups?**

	Number	%
Yes	23	21
No	89	79
<b>Total</b>	<b>112</b>	<b>100</b>
Non response	33	
Total	145	

*Base: 112 respondents*

**Table 17: What would be your view regarding local schools within the Carrowshee Park/Sylvan Hill area sharing educational services such as after school clubs, school grounds, shared school programmes etc.?**

	Number	%
I <b>would</b> be in favour of this	138	95
I <b>would not</b> be in favour of this	<5	2
Don't know	<5	1
Non Response	<5	2
<b>Total</b>	<b>145</b>	<b>100</b>

*Base: 145 respondents*

**Table 18: Are you aware of Carrowshee Park/Sylvan Hill Community Centre at Carrowshee Park?**

	Number	%
Yes	145	100
No	0	0
<b>Total</b>	<b>145</b>	<b>100</b>

*Base: 145 respondents*

**Table 19a: Do you or any member of your household use/attend the facilities/ activities provided at the Carrowshee Park/Sylvan Hill Community Centre?**

	Number	%
Yes	65	45
No	80	55
<b>Total</b>	<b>145</b>	<b>100</b>

*Base: 145 respondents*

**Table 19b: Reasons given for not using/attending facilities/ activities provided at the Carrowshee Park/Sylvan Hill Community Centre?**

	Number	%
Not interested	23	29
No time	17	22
Ill health	17	22
Only aimed at families with young kids	8	10
Issues with communication from the community centre	6	8
Nothing suitable	5	6
Have been in the past will go in the future	<5	4
<b>Total</b>	<b>79</b>	<b>100</b>

*Base: 79 comments made by 65 respondents*



**Table 20: How much do you agree or disagree that there is a need for floodlights in the multi-sports arena for after dark sports activities?**

	Number	%
Strongly agree	70	48
Agree	40	28
Neither agree or disagree	24	17
Disagree	7	5
Strongly disagree	<5	1
No response	<5	1
<b>Total</b>	<b>145</b>	<b>100</b>

*Base: 145 respondents*

**Table 21a: What would be your view to further developing the play park at the Carrowshee Park/Sylvan Hill Community Centre site at Carrowshee Park?**

	Number	%
I <b>would</b> be in favour of this	120	83
I <b>would not</b> be in favour of this	18	12
Don't know	<5	1
Non Response	5	3
<b>Total</b>	<b>145</b>	<b>100</b>

*Base: 145 respondents*

**Table 21b: Suggestions for further developing the play park at the Carrowshee Park/Sylvan Hill Community Centre site at Carrowshee Park**

	Number	%
More for younger children	23	21
More variety	16	15
More infrastructure e.g. car park, cycle path	15	14
Don't know	12	11
More activities for all ages e.g. over 50's women, teenagers etc.	9	8
Good idea	6	6
Outdoor gym	6	6
Anything that makes it safe for kids to play	6	6
Seating for parents	5	5
Employ people e.g. sports coaches, caretaker	5	5
Need permanent structure sports hall	5	5
<b>Total</b>	<b>108</b>	<b>100</b>

*Base: 108 comments (made by 79 respondents)*

**Table 22: If provided locally, which activities would you or any members of your household choose to attend?**

	Yes		No	
	Number	%	Number	%
Keep fit	73	<b>50</b>	64	<b>44</b>
Adult interest group	58	<b>40</b>	79	<b>55</b>
Older persons' group	35	<b>24</b>	102	<b>70</b>
Youth Drop in	30	<b>21</b>	106	<b>73</b>
Homework club	30	<b>21</b>	106	<b>73</b>
Men's group	28	<b>19</b>	109	<b>75</b>
Toddlers group	26	<b>18</b>	111	<b>77</b>
Childcare facilities	25	<b>17</b>	112	<b>77</b>
Other, please specify	5	<b>3</b>	140	<b>97</b>

**Table 23: How satisfied or dissatisfied are you with Carrowshee Park/Sylvan Hill as a place to live?**

	Number	%
Very satisfied	66	45
Satisfied	59	41
No strong feelings	14	10
Dissatisfied	<5	2
Very dissatisfied	<5	1
Non Response	<5	1
<b>Total</b>	<b>145</b>	<b>100</b>

*Base: 145 respondents*

**Table 24: How concerned are you about relations between people of different community backgrounds in the Carrowshee Park/Sylvan Hill area?**

	Number	%
Very concerned	8	6
Slightly concerned	7	5
Not very concerned	59	41
Not at all concerned	70	48
Don't know	<5	1
<b>Total</b>	<b>145</b>	<b>100</b>

*Base: 145 respondents*

**Table 25: How concerned are you about relations between people of different community backgrounds in Northern Ireland as a whole?**

	Number	%
Very concerned	11	8
Slightly concerned	14	10
Not very concerned	66	45
Not at all concerned	52	36
Don't know	<5	1
No response	<5	1
<b>Total</b>	<b>145</b>	<b>100</b>

Base: 145 respondents

**Table 26: Would you or any member of your household attend shared events/activities/projects which include people from...**

	Different <b>RELIGIOUS</b> backgrounds		Different <b>ETHNIC</b> backgrounds	
	Number	%	Number	%
Yes	116	80	87	60
No	24	17	22	15
No response/don't know	5	3	36	25
<b>Total</b>	<b>145</b>	<b>100</b>	<b>145</b>	<b>100</b>

Base: 145 respondents

**Table 27: Do you or any of your household mix with people from a different community, religious or ethnic background?**

	Number	%
Frequently	78	54
Sometimes	51	35
Never	8	6
Haven't had the opportunity	6	4
Non response	<5	1
<b>Total</b>	<b>145</b>	<b>100</b>

Base: 145 respondents

**Table 28: Are community relations in the Carrrowshee Park/ Sylvan Hill area ...?**

	Number	%
Getter better	55	38
About the same	64	44
Getting worse	3	2
Don't know	21	15
No response	<5	1
<b>Total</b>	<b>145</b>	<b>100</b>

Base: 145 respondents

**Table 29: Are relations between people of different community backgrounds in Northern Ireland better, the same or worse now than 5 YEARS AGO?**

	Number	%
Better	58	40
The same	57	39
Worse	8	6
Don't know	20	14
No response	<5	1
<b>Total</b>	<b>145</b>	<b>100</b>

*Base: 145 respondents*

**Table 30: Will relations between people of different community backgrounds in Northern Ireland be better, the same or worse in 5 YEARS TIME?**

	Number	%
Better	62	43
The same	43	30
Worse	5	3
Don't know	34	23
No response	<5	1
<b>Total</b>	<b>145</b>	<b>100</b>

*Base: 145 respondents*

**Table 31: What would be your view on your area moving towards a more mixed community rather than predominantly Catholic or Protestant?**

	Number	%
I would be in favour of this	99	68
I would NOT be in favour of this	11	8
Don't know	32	22
No response	<5	2
<b>Total</b>	<b>145</b>	<b>100</b>

*Base: 145 respondents*

**Table 32: Do you feel safe WALKING AROUND this area DURING THE DAY?**

	Number	%
Very safe	92	63
Fairly safe	45	31
A bit unsafe	<5	3
Very unsafe	<5	1
Non response	<5	2
<b>Total</b>	<b>145</b>	<b>100</b>

*Base: 145 respondents*

**Table 33: Do you feel safe WALKING AROUND this area AFTER DARK?**

	<b>Number</b>	<b>%</b>
Very safe	49	34
Fairly safe	59	41
A bit unsafe	22	15
Very unsafe	7	5
Non response	8	6
<b>Total</b>	<b>145</b>	<b>100</b>

*Base: 145 respondents*

**Table 34: Do you feel safe in your OWN HOME DURING THE DAY?**

	<b>Number</b>	<b>%</b>
Very safe	103	71
Fairly safe	32	22
A bit unsafe	<5	2
Very unsafe	0	0
Non response	7	5
<b>Total</b>	<b>145</b>	<b>100</b>

*Base: 91 respondents*

**Table 35: Do you feel safe in your OWN HOME AFTER DARK?**

	<b>Number</b>	<b>%</b>
Very safe	80	55
Fairly safe	49	34
A bit unsafe	6	4
Very unsafe	<5	2
Non response	7	5
<b>Total</b>	<b>145</b>	<b>100</b>

*Base: 145 respondents*

**Table 36: Please state whether you are concerned/not concerned about any of the following aspects within the Carrowshee Park/Sylvan Hill area:**

	Concerned		Not concerned		Non response	
	Number	%	Number	%	Number	%
Dog fouling	84	<b>58</b>	54	<b>37</b>	7	<b>5</b>
Stray dogs and cats	75	<b>52</b>	65	<b>45</b>	5	<b>3</b>
Drugs (using or dealing)	74	<b>51</b>	65	<b>45</b>	6	<b>4</b>
Under age drinking	58	<b>40</b>	80	<b>55</b>	7	<b>5</b>
Damage/vandalism to property	58	<b>40</b>	80	<b>55</b>	7	<b>5</b>
Damage/vandalism to car	58	<b>40</b>	80	<b>55</b>	7	<b>5</b>
Burglary and theft	55	<b>38</b>	82	<b>57</b>	8	<b>6</b>
People making a noise (late at night)	47	<b>32</b>	92	<b>63</b>	6	<b>4</b>
Teenagers causing a nuisance	45	<b>31</b>	93	<b>64</b>	7	<b>5</b>
Displays of flags and emblems	45	<b>31</b>	93	<b>64</b>	7	<b>5</b>
Assaults	43	<b>30</b>	94	<b>65</b>	8	<b>6</b>
Attacks on elderly people	42	<b>29</b>	96	<b>66</b>	7	<b>5</b>
Attacks on young people	39	<b>27</b>	100	<b>69</b>	6	<b>4</b>
Graffiti	37	<b>26</b>	102	<b>70</b>	6	<b>4</b>
Joyriding and car crime (theft and damage)	38	<b>26</b>	101	<b>70</b>	6	<b>4</b>
Discrimination against minority ethnic communities	35	<b>24</b>	103	<b>71</b>	7	<b>5</b>
Disputes with neighbours	27	<b>19</b>	111	<b>77</b>	7	<b>5</b>
Local traffic noise	26	<b>18</b>	123	<b>85</b>	6	<b>4</b>
People making noise (during the day)	16	<b>11</b>	123	<b>85</b>	6	<b>4</b>

**Table 37: Do you think a neighbourhood watch scheme should be introduced into the Carrowshee Park/Sylvan Hill area?**

	Number	%
Yes	102	70
No	34	23
Don't know	<5	1
Non response	7	5
<b>Total</b>	<b>145</b>	<b>100</b>

*Base: 145 respondents*

**Table 38: Would you consider joining a neighbourhood watch scheme?**

	Number	%
Yes	35	34
No	42	41
Don't know	23	23
Non response	<5	2
<b>Total</b>	<b>102</b>	<b>100</b>
N/A	43	
<b>Total</b>	<b>145</b>	

*Base: 102 respondents who thought a neighbourhood watch scheme should be introduced to the area*

**Table 39: Respondents' perception of the level of community spirit in Carrowshee Park/Sylvan Hill area**

	Number	%
Very good	47	32
Good	57	39
Neither good nor poor	19	13
Poor	5	3
Very poor	<5	1
Don't know	12	8
Non response	<5	3
<b>Total</b>	<b>145</b>	<b>100</b>

*Base: 145 respondents*

**Table 40: What would be the best way for Carrowshee/Sylvan Hill Community Association to keep people aware of events/activities/projects in the area?**

	Number	%
Community newsletter	121	83
Feedback through existing community groups	6	4
Community meetings	6	4
No response	11	8
Other	<5	1
<b>Total</b>	<b>145</b>	<b>100</b>

*Base: 145 respondents*



# Housing Executive

January 2014