

Shared Communities Survey Gortalowry Park/Killymoon Crescent Cookstown

Full Report Produced by the Research Unit June 2014



HousingExecutive

ACKNOWLEDGEMENTS

The Housing Executive would like to express its gratitude to all those involved in the Gortalowry Park/Killymoon Crescent shared communities' research and in particular to the residents of Gortalowry Park and Killymoon Crescent who took the time to complete the survey and without whose co-operation the survey could not have been undertaken.

For further information on the survey please contact:

The Research Unit,
Northern Ireland Housing Executive,
2 Adelaide Street,
Belfast BT2 8PB
Telephone: 028 90318545
Email: sarah.mccloy@nihe.gov.uk

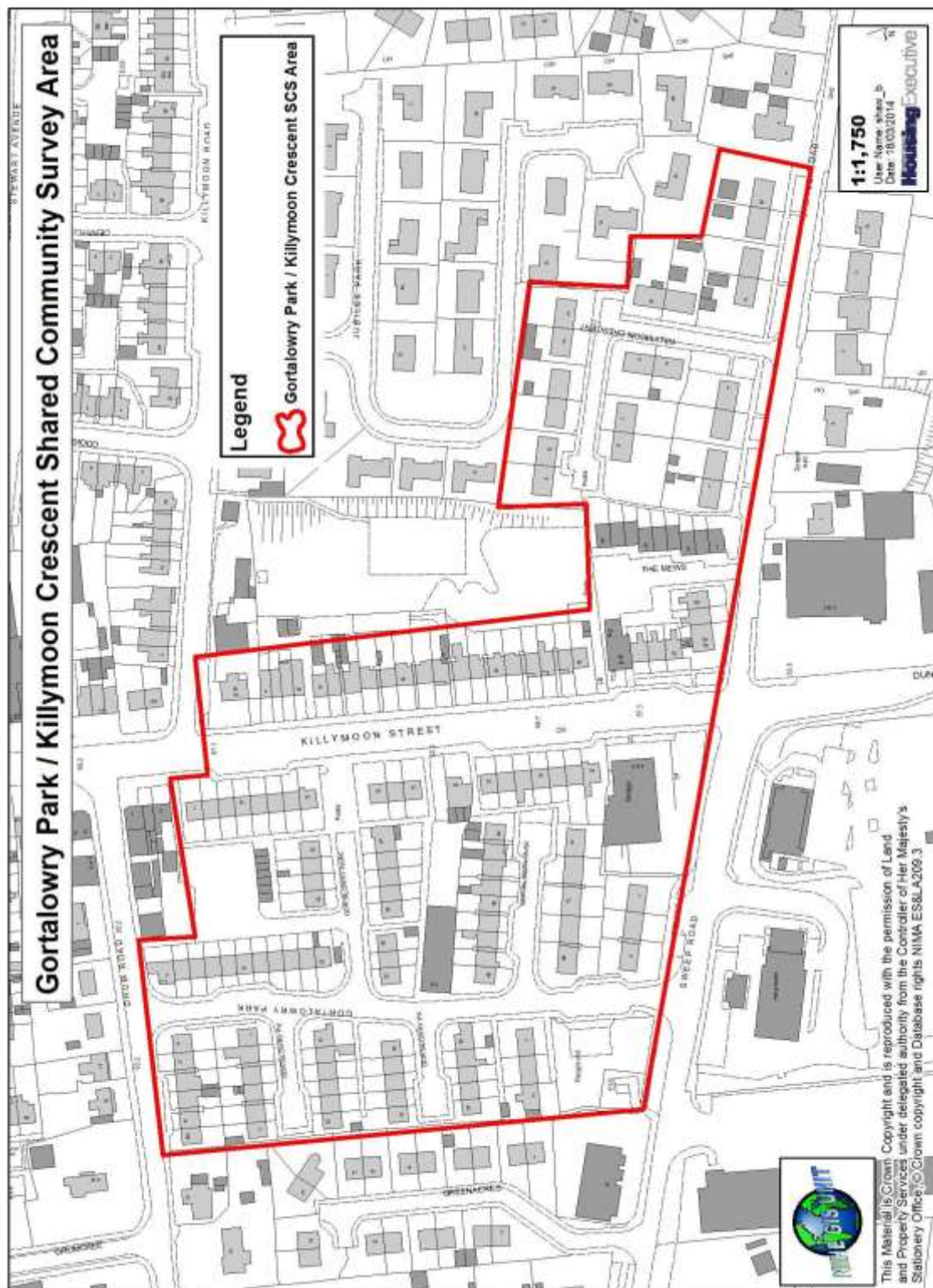
Contents

1.0	BACKGROUND TO SURVEY	5
2.0	SAMPLE AND METHODOLOGY.....	7
3.0	RESEARCH FINDINGS.....	9
4.0	SUMMARY.....	19
Appendix 1: QUESTIONNAIRE.....		21
Appendix 2: TABULAR RESULTS		35

1.0 BACKGROUND TO SURVEY

- 1.1 Gortalowry Park and Killymoon Crescent are two neighbouring housing estates located in Cookstown, Country Tyrone.
- 1.2 The survey area for this study included all of Gortalowry Park and Killymoon Crescent as well as the properties on Killymoon Street between Drum Road and Sweep Road (see Figure 1.1 for a map of the survey area).
- 1.3 At the time of the survey Gortalowry Park/Killymoon Crescent survey area had 149 dwelling with a mixture of Housing Executive, housing association, private rented and privately owned properties.
- 1.4 The Gortalowry and Killymoon Community Associations are small but proactive groups working to improve the quality of life for all residents living in both Gortalowry Park and Killymoon Crescent area.
- 1.5 The Gortalowry and Killymoon Community Associations were selected by Housing Executive's Community Cohesion Unit to participate in the Shared Communities Programme in late 2013, the overall purpose of the programme being to develop shared communities where people choose to live with others regardless of their religion, race or nationality in a neighbourhood that is safe and welcoming to all, and threatening to no-one.
- 1.6 The programme is community led and provides an opportunity for residents to engage in good relations projects within their own area as well as neighbouring estates. Central to the programme is a survey designed by the Housing Executive's Research Unit, in consultation with groups selected, to assess attitudes to community relations as well as determine the needs of the community.
- 1.7 This report details the method by which the Gortalowry Park/Killymoon Crescent survey was conducted and resultant research findings.

Figure 1.1: Map of the Gortallowry Park/Killymoon Crescent survey area



2.0 SAMPLE AND METHODOLOGY

- 2.1 Members of the Housing Executive's Research and Community Cohesion Units met with Gortalowry and Killymoon Community Associations in February. Following consultation with community representatives the questionnaire design and methodology for the survey were agreed.
- 2.2 The objectives of the survey were to:
- measure satisfaction with local services and facilities;
 - identify activities or services that could be provided at a local community level;
 - assess attitudes to community relations and community safety in the area; and
 - identify areas of work needed in order to develop and implement an action plan.
- 2.3 All 149 properties within the Gortalowry Park and Killymoon Crescent area received a letter inviting the household to participate in the survey. Included with the letter was a copy of the questionnaire to be completed by the occupier and collected by Housing Executive's Research Unit staff during the fieldwork period.
- 2.4 The questionnaire was designed for self-completion; however research officers helped complete questionnaires with those residents who requested assistance during the fieldwork period. A copy of the questionnaire is included in Appendix 1 (p. 21).
- 2.5 Research officers carried out the fieldwork in April 2014.
- 2.6 In line with organisational policy Research Unit staff carry photographic ID at all times when conducting fieldwork. Visits to properties are made at varying times of the day and a total of five attempts are made to collect surveys. However, in practice, when passing an address every opportunity is made to encourage occupants to participate. Therefore the minimum of five visits is often exceeded. If, at the end of the fieldwork period, research officers have been unable to contact a household member the address is recorded as a non-contact.
- 2.7 On completion of the fieldwork six addresses were identified as ineligible due to being vacant or non-existent which reduced the number of valid addresses to 143. As Table 2.1 overleaf shows, a total of 104 completed questionnaires were returned which yielded a high response rate of 73 per cent.

Table 2.1: Breakdown of response rate

	Number	%
Original target	149	
Vacant	6	
Revised target	143	100
Non contacts	25	17
Refusals	14	10
Completed questionnaires	104	73

- 2.8 A breakdown down of figures is available in the tabular results included in Appendix 2 (p. 35).
- 2.9 Due to rounding, some tables do not add to 100%. Also, for data protection purposes, and in particular where questions are considered sensitive, if the number of respondents is less than five the actual figures have been omitted and are shown as <5.
- 2.10 In some cases the base is less than 104, which may be due to some respondents not giving sufficient information when answering that question. This is recorded as non-response.

3.0 RESEARCH FINDINGS

3.1 HOUSEHOLD PROFILE

Characteristics of households

'Lone older' (14%) and 'two older' (14%), where at least one person is of pensionable age (65 for men; 60 for women), totalled more than one-quarter (28%) of all households surveyed. Similar proportions were found for 'two adult' (16%) and 'lone adult' (15%) households. A further 13 per cent were 'large adult' households, with the same proportion (9% for both) being either 'small family' or 'lone parent' households. (For more information on household types see Table 1 of Appendix 2).

More than half (54%) of households had a member(s) with a disability which affected their normal day-to-day activities. Of those households (n=55) more than three-quarters (78%; n=43) had one member with a disability (Appendix Tables 2 and 3).

Characteristics of Household Reference Person¹ (HRP)

Almost two-thirds (62%) of HRPs were female, the rest (38%) were male. More than two-fifths (44%) of HRPs were aged 60 years or more at the time of the survey (34% aged 60 to 74; 10% aged 75 years or more). Almost one-third (30%) were aged between 40 and 59 and more than one-quarter (26%) were aged between 16 and 39 (Appendix Tables 4 and 5).

One-third (33%) of all HRPs were working (full-time, part-time or self-employed) at the time of the survey and 29 per cent were retired. One-fifth (20%) of HRPs were permanently sick or disabled; 11 per cent were not working and less one-tenth (7%) were looking after the family home at the time of the survey (Appendix Table 6).

In terms of ethnic origin, the majority (96%) of HRPs were white. Almost two-fifths (38%) of HRPs were Irish and almost one-third (30%) were British at the time of the survey; a further 27 per cent were Northern Irish (Appendix Tables 7 and 8).

Two-thirds (66%) described the religious composition of their household as Catholic and one-fifth (20%) as Protestant. A further nine per cent stated their household to be mixed (Catholic/Protestant), (Appendix Table 9).

¹The household reference person (HRP) is the member of the household who owns or pays the rent or mortgage on the property. Where two people have equal claim (e.g. two persons cohabitating who jointly own or rent the property) the household reference person is the person with highest annual income. The definition is for analysis purposes and does not imply any authoritative relationship within the household.

3.2 CHARACTERISTICS OF THE HOME AND AREA

Length of time living in the Gortalowry Park/Killymoon area

Three-fifths (60%) of respondents had lived in the Gortalowry Park/Killymoon Crescent area for 15 years or more at the time of the survey; more than one-fifth (22%) had lived in the area less than five years (Appendix Table 10).

At the time of the survey more than half (55%) of respondents lived outside the local area but within the Cookstown District Council area before moving to their present home and more than one-third (37%) lived in the same local area (Gortalowry/Killymoon) before moving to their present home; only nine per cent lived outside Cookstown District Council area before moving to Gortalowry/Killymoon (Appendix Table 11).

The majority of respondents (87%) stated they were unlikely to move from the local area in the next two years. Eight per cent reported that they were likely to move and five per cent were undecided. Reasons given by respondents for moving away were too varied to infer any general factors (Appendix Table 12).

Dwelling tenure and type

More than two-fifths (43%) of respondents were owner occupiers at the time of the survey. A similar proportion of respondents either rented from the Housing Executive (28%) or from a private landlord (27%). The majority (76%) lived in a house with the remaining respondents (24%) either living in a Bungalow or flat at the time of the survey (Appendix Tables 13 and 14).

3.3 LOCAL SERVICES AND FACILITIES

General services and facilities

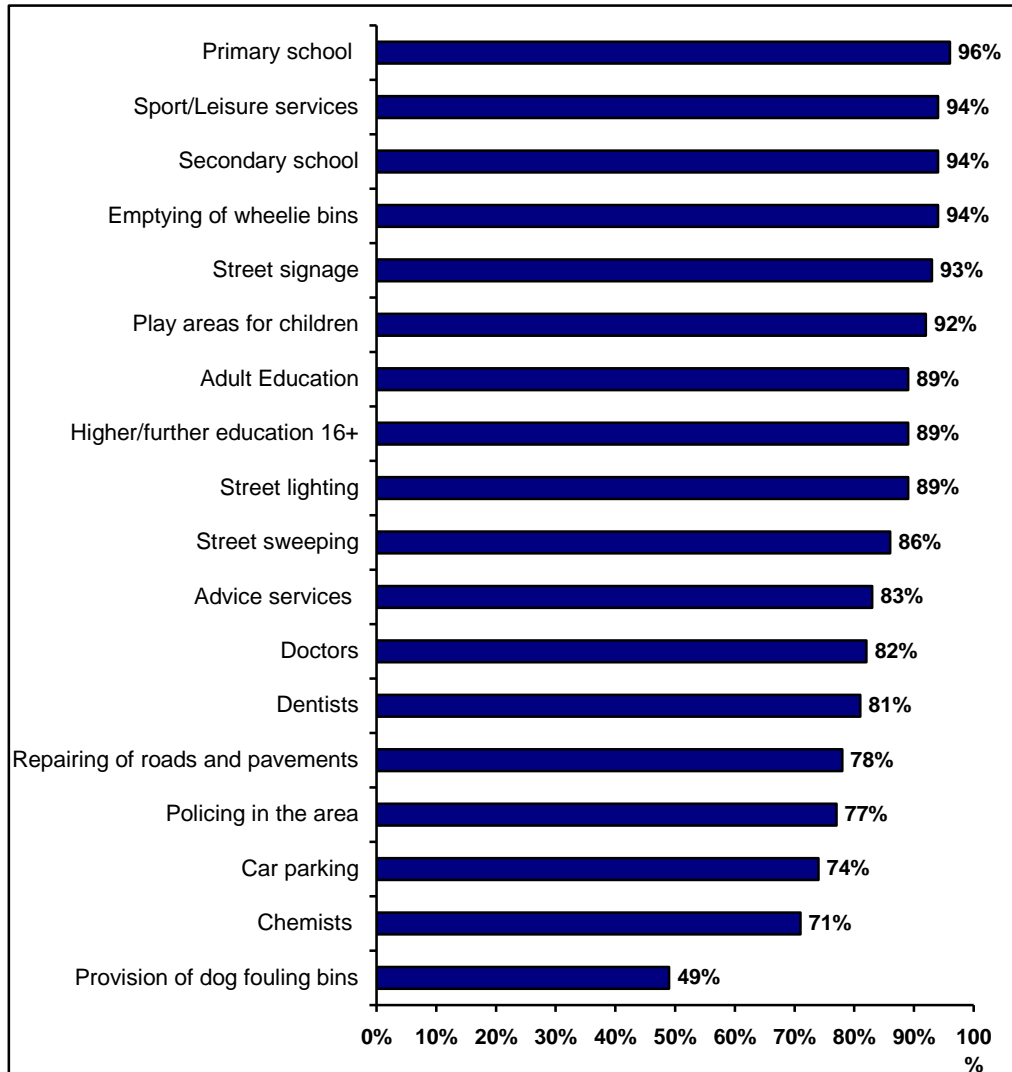
Respondents were asked about a number of services and facilities in the area and whether they found them satisfactory or unsatisfactory. As Figure 3.1, overleaf, shows the majority of respondents found many of the services and facilities in the area satisfactory. For example, 90 per cent or more of respondents found the 'primary school' (96%), 'sports/leisure facilities' (94%), 'secondary school' (94%), the 'emptying of wheelie bins' (94%), 'street signage' (93%), and 'play areas for children' (92%) satisfactory. Conversely, almost half (48%) of respondents stated that the 'provision of dog fouling bins' in the area was unsatisfactory. More than one-quarter (27%) of respondents also found the 'chemists' in the area unsatisfactory (Appendix Table 15a).

Of the 50 respondents who stated that the 'provision of dog fouling bins' was unsatisfactory, more than two-fifths (42%; n=21) noted that there were none. A further 20 per cent (n=10) reported that there were not enough dog fouling bins in

the area and the same proportion (20%; n=10) noted that dog fouling was everywhere; 18 per cent (n=9) did not give a reason (Appendix Table 15b).

Of the 28 respondents who considered 'chemists' in the area to be unsatisfactory almost two-thirds the majority (n=25) stated there were none close enough (Appendix Table 15c).

Figure 3.1: Percentage of respondents who found local services and facilities to be satisfactory



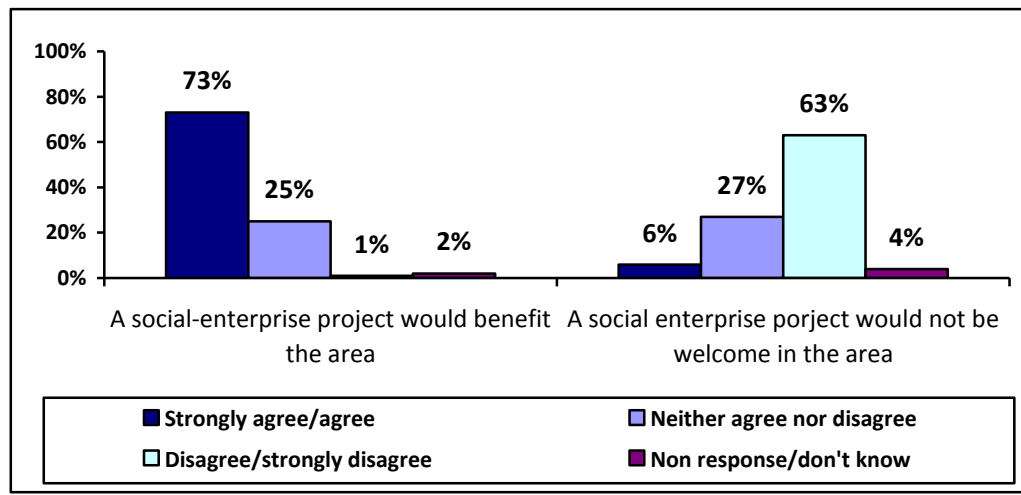
Community group involvement

Respondents were asked whether they were involved in any local community groups. In the event, more than one-tenth (14%) stated that they were involved in a local community group at the time of the survey; 80 percent were not and six per cent did not respond to the question (Appendix Table 16).

Sharing space – a cross-community social enterprise project

In order to gauge residents' opinions regarding sharing space respondents were asked whether or not the Gortalowry Park/Killymoon Crescent area would benefit from a cross-community social enterprise project². As Figure 3.2 below shows, almost three-quarters (73%) either 'strongly agreed' or 'agreed' that such a project would benefit the area; one-quarter (25%) 'neither agreed nor disagreed'. Furthermore, when asked whether a cross-community social enterprise project **would not** be welcomed in the Gortalowry Park/Killymoon Crescent area more than three-fifths (63%) either 'disagreed' or 'strongly disagreed' that this was the case; more than one-quarter (27%) 'neither agreed nor disagreed' with the statement and a small minority (6%) either 'strongly agreed' or 'agreed' that such a project would be unwelcome in the area (Appendix Tables 17 and 18).

Figure 3.2: Residents' opinions regarding a cross-community social enterprise project for the Gortalowry Park/Killymoon Crescent area



Respondents were also asked whether they would consider using services, facilities or programmes provided by a shared social enterprise project which would be open to all residents regardless of community or religious background. More than three-quarters (78%) reported that they would use services, facilities or programmes provided by such a project. Furthermore, whilst one-tenth (10%) stated that they would not more than one-tenth (13%) were undecided. Reasons given for not wanting to use such a project were too varied to infer any general factors (Appendix Table 19).

Those respondents (n=94) who stated that they would consider using a shared social enterprise project, or were undecided, were asked what future activities/services/programmes they would use if provided at such a project. A 'community pharmacy' (67%), 'doctors' (63%), 'health and wellbeing initiatives'

² A project involving community based businesses/services that contribute to the social and economic regeneration of the area

(62%), a 'community café' (61%), 'sports/exercise classes' (60%) and 'cross-community activities' (60%) were most likely to be used/attended by respondents. 'Child-care facilities for under-4 year olds' (19%) was the service respondents would least likely use (Appendix Table 20).

Those respondents (n=94) who would consider using a shared social enterprise project, or were undecided, were asked an open-ended question as to what kinds of health and social care services, if any, they would like to see available in their area. The most common responses included a smoking cessation clinic (n=8) and weight reduction/healthy eating initiatives (n=7).

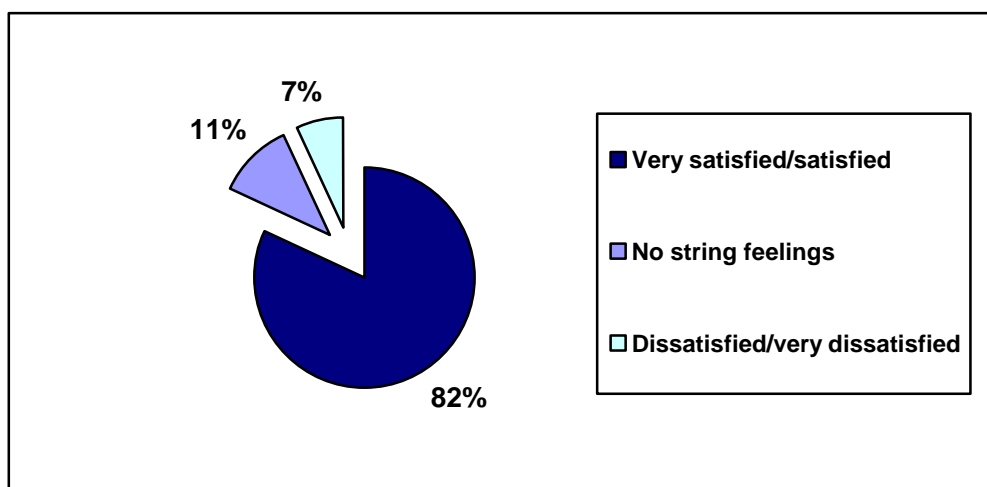
Sharing educational facilities

The majority (91%) of respondents would be in favour of schools in the Gortalowry Park/Killymoon Crescent area sharing educational facilities such as after school clubs, school grounds or shared school programmes. A small proportion (5%) was not in favour of sharing school facilities; four per cent did not respond to the question (Appendix Table 21).

Satisfaction with Gortalowry/Killymoon as a place to live

Respondents were asked to rate their overall satisfaction of the Gortalowry Park/Killymoon Crescent area as a place to live. As Figure 3.3 below shows, the majority (82%) of all respondents were either 'very satisfied' or 'satisfied' with the Gortalowry/Killymoon area as a place to live; 11 per cent had 'no strong feelings'. Seven per cent of respondents were either 'dissatisfied' or 'very dissatisfied'. All reasons given for dissatisfaction concerned incidents of crime and/or antisocial behaviour in the area (n=7), (Appendix Table 22a).

Figure 3.3: Level of satisfaction with the Gortalowry Park/Killymoon Crescent area as a place to live



Respondents were asked to state any changes they would like to see in the Gortalowry Park/Killymoon Crescent area. In total 41 respondents (39%) made 55

comments. These were various and numbers are too small to report, however seven themes emerged which were each commented on by five or more respondents and include: more facilities for children and young people (n=11), tackle anti-social behaviour (n=7), more traffic calming measures (n=7), more measures to tackle dog fouling (n=6), tidy up the area (n=6), more police presence (n=6) and more car parking (n=5), (Appendix Table 22b).

3.4 ATTITUDES TO COMMUNITY RELATIONS

Perceptions of community relations

In the first instance, respondents were asked how concerned they were about relations between people of different community backgrounds in the Gortallowry Park/Killymoon Crescent area. The majority (83%) of respondents were 'not very concerned' or 'not at all concerned'. More than one-tenth (15%) were either 'very concerned' or 'slightly concerned'. Reasons for concern about relations between people of different community backgrounds in the area were too varied to infer any general factors (Appendix Tables 23).

In terms of levels of concern between people of different community backgrounds in Northern Ireland as a whole; although three-quarters (75%) were either 'not very concerned' or 'not at all concerned', a higher proportion (23%) of respondents was either 'very concerned' or 'slightly concerned' about Northern Ireland as a whole when compared to their own area (Appendix Table 24).

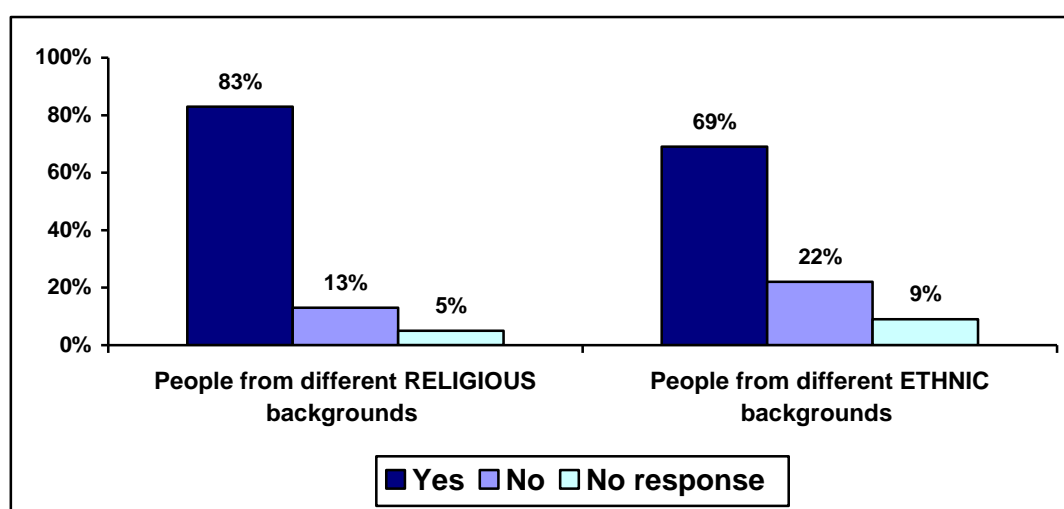
Respondents were asked to state why they were concerned. In total 18 respondents gave reasons. These were various and numbers are too small to report, however two themes emerged and related to concerns regarding the continuing community divide (Catholic/ Protestant), (n=10) and increasing negative attitudes towards foreign nationals (n=8).

Mixing with people from different backgrounds

In order to measure respondents' attitudes to mixing with people from different backgrounds respondents were asked whether they already mixed frequently, sometimes, never or haven't had the opportunity to mix with people from a different community or religious background. At the time of the survey the majority (88%) of respondents said that they or members of their household did mix with people from a different community or religious background (66% 'frequently'; 22% 'sometimes'); six per cent stated they hadn't had the opportunity to do so and three per cent of respondents stated they never mixed with people from a different community or religious background (Appendix Table 25).

Respondents were also asked if they would attend events/activities/projects which would include people from different backgrounds. As Figure 3.4 below shows, at the time of the survey more than four-fifths (83%) of respondents stated they or a member of their household would attend shared events/activities/projects which would include people from different *religious* backgrounds. Fewer (69%) stated that they or a member of their household would attend shared events/activities/projects which would include people from different *ethnic* backgrounds (Appendix Table 26).

Figure 3.4: Would you or any of your household attend events/activities/project which would include people from different backgrounds?



Perception of community relations in the Gortallowry Park/Killymoon Crescent area

When asked about their perceptions of community relations in the Gortallowry Park/Killymoon Crescent area more than two-fifths (44%) of respondents stated that community relations were 'getting better', two-fifths (40%) felt they were 'about the same' and a small proportion (5%) felt they were 'getting worse' (Appendix Table 27).

Community relations at present in Northern Ireland

When asked, almost two-fifths (39%) of respondents felt that relations between people of different community backgrounds in Northern Ireland as a whole were 'better' at the time of the survey than they were five years ago and just more than two-fifths (42%) felt they were 'the same'. Eight per cent felt community relations between people of different community backgrounds were 'worse' than five years ago and the same proportion (8%) were unsure (Appendix Table 28).

Community relations in the future in Northern Ireland

Similarly, in terms of future community relations in Northern Ireland as a whole, more than one-third (36%) of respondents felt relations between people of different community backgrounds would be better in five years' time and a similar

proportion (38%) felt they would be the same. One-tenth (10%) felt they would be worse, with 15 per cent were unsure (Appendix Table 29).

Moving towards a more mixed community

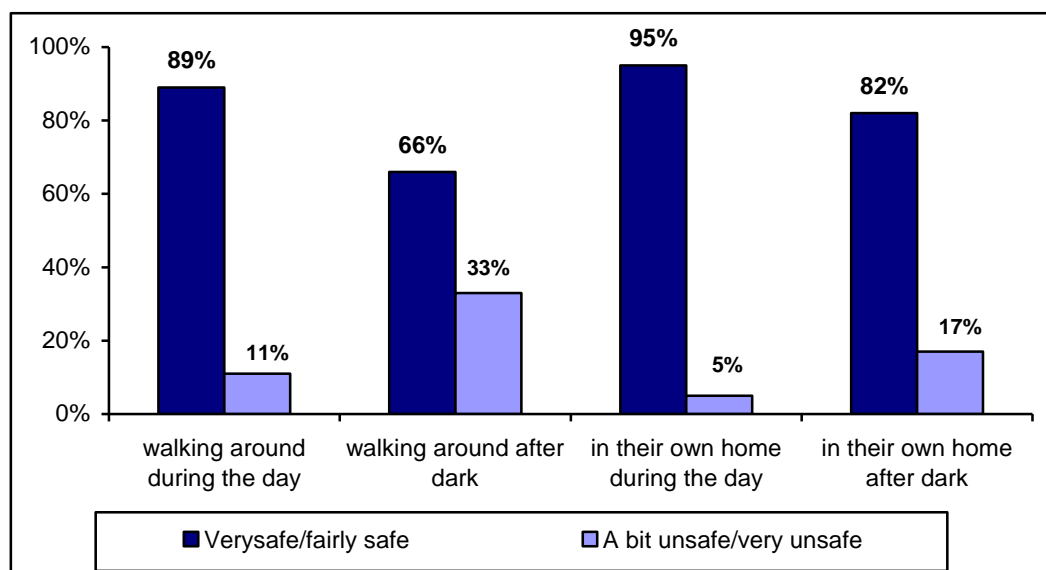
Almost two-thirds (65%) of respondents would be in favour of their area moving towards a more mixed community rather than predominantly Catholic or Protestant; less than one-tenth (6%) would not be in favour. However, one-quarter (25%) of respondents were undecided (Appendix Table 30).

3.5 COMMUNITY SAFETY

Perception of personal safety

Respondents were asked about their feelings of personal safety in the Gortalowry Park/Killymoon Crescent area. As Figure 3.5 below illustrates, whilst the majority of respondents (89%) felt 'very safe' or 'fairly safe' walking around the area during the day more than one-in-ten (11%) respondents stated that that felt either 'a bit unsafe' or 'very unsafe' walking around the area during the day. Fewer (66%) felt safe waking around the area after dark, with more than one-third (33%) stating they did not feel safe at this time (Appendix Tables 31 and 32).

Figure 3.5: Respondents' perceptions of personal safety



The vast majority (95%) of respondents felt safe in their home during the day, and 82 per cent of respondents felt safe in their home after dark; although 17 per cent did not feel safe in their own homes after dark (Appendix Tables 33 and 34).

Those respondents who reported not feeling safe to any of the pervious questions were also asked an open-ended question regarding what made them feel unsafe. In total 32 respondents made 32 comments. These were various and numbers are too small to report, however four themes emerged which were each commented on by

five or more respondents and include: youth loitering (n=9), anti-social behaviour (n=5); crime in area (drug dealing/burglary) (n=5) and not safe in general/elderly (n=5), (Appendix Table 35a).

Those respondents who reported not feeling safe to any of the previous questions were also asked an open-ended question regarding what would make them feel safer. In total 30 respondents made 31 comments. These were various and numbers are too small to report, however three themes emerged which were each commented on by five or more respondents and include: more police presence (n=14), street wardens to tackle anti-social behaviour (n=8) and better street lighting (n=5), (Appendix Table 35b).

Respondents' concerns within the Gortallowry Park/Killymoon Crescent area

Respondents were given a list of issues that might affect residents living within any given neighbourhood and were asked whether they were concerned or not concerned about these issues within the Gortallowry Park/Killymoon Crescent area.

Table 3.1: Percentage of respondents' concerned within the Gortallowry Park/Killymoon Crescent area

	%
Dog fouling	63
Underage drinking	57
Burglary and theft	56
People making noise (late at night)	53
Damage/vandalism to property	52
Damage/vandalism to car	50
Drugs (using or dealing)	50
Teenagers causing a nuisance	50
Attacks on young people	43
Attacks on elderly people	41
Assaults	35
Joyriding and car crime (theft and damage)	32
Discrimination against minority ethnic communities	30
Local traffic noise	30
Graffiti	28
Displays of flags and emblems	28
Stray dogs	25
People making noise (during the day)	20
Disputes with neighbours	15

Base: 104

Table 3.1 overleaf, shows that more than three-fifths (63%) of residents were concerned about 'dog fouling' in the area and more than half (57%) were concerned about 'underage drinking'. More than half of respondents were also

concerned with: 'burglary and theft' (56%), 'people making noise late at night' (53%) and 'damage/vandalism to property' (52%). Respondents were least concerned about 'disputes with neighbours' with less than one-fifth (15%) of all respondents stating that they were concerned about this (Appendix Table 36).

Neighbourhood watch

When asked, two-thirds (66%) of all respondents thought a neighbourhood watch scheme should be introduced to the area; almost one-third (30%) did not. Of those respondents who felt a neighbourhood watch scheme should be introduced (n=69), almost one-quarter (22%; n=15) stated they would consider joining such a scheme (Appendix Tables 37 and 38).

Respondents' perceptions of community spirit in the area

Respondents were asked to gauge the level of community spirit in the Gortallowry Park/Killymoon Crescent area. At the time of the survey almost three-quarters (72%) felt community spirit in the area was either 'very good' or 'good'. A further 15 per cent felt it was 'neither good nor poor'; one-tenth (10%) stated that community spirit in the area was either 'poor' or 'very poor' (Appendix Table 39).

Keeping residents informed

More than four-fifths (81%) of respondents thought the best way to keep people aware of and interested in community activities in the area was through a community newsletter. A further eight per cent felt the best way to keep residents informed was through feedback through existing community groups; six per cent stated community meetings as the best means (Appendix Table 40).

4.0 SUMMARY

- Survey findings show that the Gortallowry Park/Killymoon Crescent area has a sizeable older population with more than one-quarter of households having at least one person of pensionable age and more than two-fifths of Household Reference Persons (HRPs) aged 60 years or more.
- The area is also relatively settled, as three-fifths had lived in their home for 15 years or more, with the majority of respondents stating they were unlikely to move away from the area within two years.
- The majority of respondents found many of the services and facilities in the Gortallowry Park/Killymoon Crescent area satisfactory. The ‘provision of dog fouling bins’ was the exception; main reasons being there were none or not enough in the area. Furthermore, more than one-quarter found ‘chemists’ to be unsatisfactory, the main reason given being there were none close enough.
- Nevertheless, more than four-fifths were either ‘very satisfied’ or ‘satisfied’ with the Gortallowry Park/Killymoon Crescent area as a place to live. Although, when asked to state what changes they would like to see, the most common suggestions included more facilities for children and young people, tackle anti-social behaviour and more traffic calming measures.
- There were high levels of support for a cross-community social enterprise project with the majority of respondents agreeing that such a project would benefit the area. Furthermore only a small minority agreed that a cross-community social enterprise project would not be welcome in the area.
- There was also a positive response to the list of services, activities and programmes given as options for a cross-community social enterprise project, with a ‘community pharmacy’, ‘health and wellbeing initiatives’, ‘community café’ and ‘sports/exercise classes’ being among the most preferred among respondents.
- In terms of mixing between communities, more than four-fifths of respondents reported that they already mixed with people from different community or religious backgrounds. There was also a willingness among residents to attend shared events which would include people from different *religious* as well as *ethnic* backgrounds.
- In terms of living together, however, just less than two-thirds would be in favour of their area moving towards a more mixed community rather than predominantly Catholic or Protestant.

- Whilst the majority of respondents felt safe walking around the area during the day more than one-in-ten respondents stated that they felt unsafe walking around at that time.
- Moreover, fewer respondents felt safe waking around the area after dark with almost one-in-five feeling unsafe in their own homes at that time. When asked what would make them feel safer, more police presence and street wardens to tackle anti-social behaviour were the most common responses.
- The main concerns for residents in the area were 'dog fouling', 'burglary and theft' and 'underage drinking'. However, two-thirds of all respondents felt that a neighbourhood watch scheme should be introduced to the area, with almost one-third of those stating that they were willing to get involved in such a scheme.
- Lastly, almost three-quarters of all respondents felt that community spirit in the area was either 'very good' or good', with the majority of respondents stating that a newsletter was the best way to keep residents informed of community activities.

Appendix 1

Questionnaire

Research Unit, Northern Ireland Housing Executive									
OFFICE USE ONLY									
Received	AM	PM	EVE	SAT	Punched		Schedule No:		
Coding					Validated				

GORTALOWRY/KILLYMOON COMMUNITY SURVEY

This confidential survey has been developed in partnership with Gortallowry/Killymoon community associations and the Housing Executive's Community Cohesion Unit. It is important to note that this survey is for all residents so whether you are a Housing Executive or Housing Association tenant, a home owner or are renting from a private landlord we would be grateful if all householders take the time to complete the survey. Please do so by circling the appropriate response(s) for each question. All information will be treated in the strictest confidence and will be used only for the purposes of this research.

Section 1: Living Here

Q1. How long have you lived in your present home?

Please circle one response only

Less than 1 year	1
1 year or more but less than 5 years	2
5 years or more but less than 10 years	3
10 years or more but less than 15 years	4
15 years or more	5

Q2. Where did you live immediately before your present home?

Please circle one response only

Same local area (Gortallowry Park/Killymoon Crescent)	1
Outside current local area but within Cookstown District Council area	2
Outside Cookstown District Council area but within Northern Ireland	3
Outside Northern Ireland, please specify	4

Q3. Do you rent or own your home?

Please circle one response only

Rent from Housing Executive	1
Rent from Housing Association	2
Rent from private landlord	3
Owner occupier	4
Other, please specify	5

Q4. Which of the following best describes your home?

Please circle one response only

House	1
Bungalow	2
Flat	3
Other, please specify	4

Q5a. Do you think you are likely to move away from Gortalowry Park/Killymoon Crescent area in the next two years?

Please circle one response only

Yes	1	Go to Q5b
No	2	Go to Q6
Don't know	888	Go to Q6

Q5b. If yes, why do you think you are likely to move away in the next two years?

Section 2: Services and facilities in the Gortalowry/Killymoon area

Q6. The following is a list of general services within the area. Please circle a response for each to indicate whether the service is satisfactory or unsatisfactory. If it is unsatisfactory, please give your main reason why.

Please circle a response on each line

	Satisfied	Unsatisfactory	Why unsatisfactory
Emptying of wheelie bins	1	2	
Repairing of roads and pavements	1	2	
Provision of dog fouling bins	1	2	
Street sweeping	1	2	
Street signage	1	2	
Street lighting	1	2	
Policing of the area	1	2	
Car parking	1	2	
Play areas for children	1	2	
Doctors	1	2	
Chemists	1	2	
Dentists	1	2	
Advice services	1	2	
Primary school	1	2	
Secondary school	1	2	
Higher/Further education 16+	1	2	
Adult education	1	2	
Sport/leisure centre	1	2	

Q7. Are you involved in any local community groups?

Please circle one response only

Yes	1
No	2

Q8. How much do you agree or disagree with the following statements regarding the Gortallowry Park/Killymoon Crescent area? (By 'social enterprise project' we mean community based businesses/services that contribute to the social and economic regeneration of the area).

Please circle one response on each line

	Strongly Agree	Agree	Neither Agree nor Disagree	Disagree	Strongly Disagree
Gortallowry Park/Killymoon Crescent area would benefit from a cross-community social enterprise project	1	2	3	4	5
A cross-community social enterprise project would not be welcomed in the Gortallowry Park/Killymoon Crescent area	1	2	3	4	5

Q9a. Would you consider using services/facilities/programmes provided by a **shared** social enterprise project which would be open to all residents regardless of community/religious backgrounds?

Please circle one response only

Yes	1	Go to Q10
No	2	Go to Q9b
Don't Know	888	Go to Q10

Q9b. If no, please state why? **(then go to Q12a)**

- Q10. If there were a **shared** social enterprise project, open to all residents regardless of community/ religious backgrounds, which of the following activities/ services/programmes would you or any member of your household be interested in using?

Please circle one response on each line

	Yes – one or more household members would use this activity, service or programme if provided.	No – no household member would use this activity, service or programme.
Child care facilities for children under 4 years	1	2
After-school child care for children	1	2
Children's specific interest clubs (aged 4+)	1	2
Youth programmes (aged 10+)	1	2
Senior citizen programmes (craft, lunch club etc.)	1	2
Women's group	1	2
Men's group	1	2
Volunteering programme	1	2
Bingo	1	2
Adult specific interest clubs	1	2
Community café (including healthy eating)	1	2
Community pharmacy	1	2
Community chiropodist	1	2
Doctors	1	2
Sports/exercise classes	1	2
Unemployment/Job Club	1	2
Community training and education	1	2
Restorative justice programmes	1	2
Cross-community activities	1	2
Health and wellbeing initiatives	1	2
Youth employment programmes	1	2
Counselling/support services (mental health)	1	2
Drugs/alcohol rehabilitation services	1	2
Youth vocational training skills programme	1	2
Other, please specify	1	2

- Q11. In addition to the list above please detail below, what kinds of health and social care services, if any, you would like to see available in your area? E.g. healthy living initiatives such as Chest/COPD (chronic obstructive pulmonary disease) **clinic**, weight reduction classes, smoking cessation clinics...

Q12a. What would be your view regarding local schools within the Gortallowry Park/Killymoon Crescent area sharing educational services such as after school clubs, school grounds, shared school programmes etc.?

Please circle one response only

I <u>would</u> be in favour	1	Go to Q13a
I <u>would not</u> be in favour	2	Go to Q12b

Q12b. If no, please state why?

Q13a. How satisfied or dissatisfied are you with Gortallowry Park/Killymoon Crescent as a place to live?

Please circle one response only

Very satisfied	Satisfied	No strong feelings	Dissatisfied	Very dissatisfied
1	2	3	4	5
Go to Q14			Go to Q13b	

Q13b. If dissatisfied or very dissatisfied, please state why.

Q14. Thinking about living in Gortallowry Park/Killymoon Crescent, please state what changes, if any, you would like to see?

1.

2.

Section 3: Attitudes to community relations

- Q15a. How concerned/unconcerned are you about relations between people of different community backgrounds in the **Gortalowry Park/Killymoon Crescent** area?

Please circle one response only

Very concerned	Slightly concerned	Not very concerned	Not at all concerned
1	2	3	4
Go to Q15b		Go to Q16a	

- Q15b. If very concerned or slightly concerned, please state why.

- Q16a. How concerned/unconcerned are you about relations between people of different community backgrounds in **Northern Ireland** as a whole?

Please circle one response only

Very concerned	Slightly concerned	Not very concerned	Not at all concerned
1	2	3	4
Go to Q16b		Go to Q17	

- Q16b. If very concerned or slightly concerned, please state why.

- Q17. Do you or members of your household mix with people from a different community/religious backgrounds?

Please circle one response only

Frequently	1
Sometimes	2
Haven't had the opportunity	3
Never	4

- Q18. Would you or any member of your household attend shared events/activities/projects which included people from...?

Please circle one response only

	Yes	No
Different religious backgrounds	1	2
Different ethnic backgrounds	1	2

Q19a. Do you think community relations in this area are...?

Please circle one response only

Getting better	1	Go to Q20a
About the same	2	Go to Q20a
Getting worse	3	Go to Q19b
Don't know	888	Go to Q20a

Q19b. If you think community relations in this area are getting worse, please state why.

Q20a. Do you think relations between people of different community backgrounds in Northern Ireland are better, the same or worse now than compared to 5 years ago?

Please circle one response only

Better	1	Go to Q21a
The same	2	Go to Q21a
Worse	3	Go to Q20b
Don't know	888	Go to Q21a

Q20b. If worse, please state why.

Q21a. Do you think relations between people of different community backgrounds in Northern Ireland will be better, the same or worse in 5 years' time?

Please circle one response only

Better	1	Go to Q22
The same	2	Go to Q22
Worse	3	Go to Q21b
Don't know	888	Go to Q22

Q21b. If worse, please state why.

- Q22. What would be your view on your area moving towards a more mixed community rather than predominantly Catholic or Protestant?

Please circle one response only

I would be in favour of this	1
I would not be favour of this	2
Don't know	888

Section 4: Community safety

- Q23a. The following questions are about your own personal safety within this area and by area we mean within a 15 minute walk from your home. How safe/unsafe do you feel...?

Please circle one response on each line

	Very safe	Fairly safe	A bit unsafe	Very unsafe
...walking around this area during the day? (i.e. 6.00 am to 9.00 pm)	1	2	3	4
...walking around this area after dark? (i.e. 9.00 pm to 6.00 am)	1	2	3	4
...in your own home during the day? (i.e. 6.00 am to 9.00 pm)	1	2	3	4
...in your own home after dark? (i.e. 9.00 pm to 6.00 am)	1	2	3	4

- Q23b. If you have answered 'a bit unsafe' or 'very unsafe' to any of the above what makes you feel unsafe in this area?

- Q23c. What would make you feel safer?

- Q24. Below is a list of issues that might affect residents living in any given area. Please state whether you are concerned/not concerned about any of the following aspects within the Gortalowry Park/Killymoon Crescent area:

Please circle one response on each line

	Concerned	Not Concerned
Attacks on elderly people	1	2
Attacks on young people	1	2
Discrimination against minority ethnic communities	1	2
Burglary and theft	1	2
Damage/vandalism to property	1	2
Damage/vandalism to car	1	2
Stray dogs	1	2
Dog fouling	1	2
Drugs (using or dealing)	1	2
Graffiti	1	2
Joyriding and car crime (theft and damage)	1	2
Local traffic noise	1	2
People making noise (during the day)	1	2
People making noise (late at night)	1	2
Under age drinking	1	2
Assaults	1	2
Displays of flags and emblems	1	2
Teenagers causing a nuisance	1	2
Disputes with neighbours	1	2
Other, please specify	1	2

- Q25a. Do you think a neighbourhood watch scheme should be introduced in Gortalowry Park/Killymoon Crescent area?

Please circle one response only

Yes	1	Go to Q25b
No	2	Go to Q26

- Q25b. Would you or a member of your household like to get involved in a neighbourhood watch scheme?

Please circle one response only

Yes	1
No	2
Don't Know	888

- Q26. Would you say the level of community spirit in the Gortalowry Park/Killymoon Crescent area is ...?

Please circle one response only

Very good	1
Good	2
Neither good nor poor	3
Poor	4
Very poor	5
Don't know	888

- Q27. What do you think would be the best way for Gortallowry Park/Killymoon Crescent community associations to keep people aware of community activities and events in the area?

Please circle one response only

Community newsletter	1
Community meetings	2
Feedback through existing community groups	3
Other, please specify	4

Section 5: You and your household

It would be very helpful to the research if you could provide some details about yourself and the people who live with you

Under the Disability Discrimination Act (1995) a “disabled person” is defined as a person with:

“A physical or mental impairment which has a substantial and long term adverse effect on a person’s ability to carry out normal day to day activities.”

Day to day activities are normal activities carried out by most people on a regular basis. The effect of the disability must have lasted 12 months, or be likely to last at least 12 months or for the rest of the life of the person.

- Q28a.** Does any member in the household have any long term illnesses, health problems or disability which limits his/her daily activities or the work they can do?

Please circle one response only

Yes	1	Go to Q28b
No	2	Go to Q29

- Q28b.** How many members of the household have a disability that affects their normal day to day activities

Please circle one response only

1	2	3+
---	---	----

- Q29. How many people live in this household?

Enter number

Q30. Could you please complete the following table and provide details of everyone who lives here and how they are related to the **Household Reference Person (HRP)**? *This is the person who would be considered to be the head of the household.* Please circle a response for each category that applies to each person. Please start by giving the age of the Household Reference Person and then work down the categories, circling the appropriate response.

Person:		HRP	2	3	4	5	6	7	8	9	10
Age on last birthday:											
Gender	Male	1	1	1	1	1	1	1	1	1	1
	Female	2	2	2	2	2	2	2	2	2	2
Your Household HRP		1									
Relationship to HRP: Partner (married)			2	2	2	2	2	2	2	2	2
Partner (cohabiting)			3	3	3	3	3	3	3	3	3
Partner (civil partnership)			4	4	4	4	4	4	4	4	4
Child			5	5	5	5	5	5	5	5	5
Parent			6	6	6	6	6	6	6	6	6
Other Relative			7	7	7	7	7	7	7	7	7
Lodger			8	8	8	8	8	8	8	8	8
Other non-relative			9	9	9	9	9	9	9	9	9
Employment Status											
Self Employed		1	1	1	1	1	1	1	1	1	1
Working full-time		2	2	2	2	2	2	2	2	2	2
Working part-time		3	3	3	3	3	3	3	3	3	3
Not working short term (< 1 year)		4	4	4	4	4	4	4	4	4	4
Not working long term (> 1 year)		5	5	5	5	5	5	5	5	5	5
Retired (excludes looking after home)		6	6	6	6	6	6	6	6	6	6
Student (further / higher education)		7	7	7	7	7	7	7	7	7	7
Permanent Sick/Disabled		8	8	8	8	8	8	8	8	8	8
Looking after family/home		9	9	9	9	9	9	9	9	9	9
Other, including schoolchild		10	10	10	10	10	10	10	10	10	10
Marital Status											
Single (never married)		1	1	1	1	1	1	1	1	1	1
Married (first marriage)		2	2	2	2	2	2	2	2	2	2
Re-married		3	3	3	3	3	3	3	3	3	3
Civil Partnership		4	4	4	4	4	4	4	4	4	4
Separated (but still legally married)		5	5	5	5	5	5	5	5	5	5
Divorced (but not legally remarried)		6	6	6	6	6	6	6	6	6	6
Widowed (but not legally remarried)		7	7	7	7	7	7	7	7	7	7
Ethnic Group											
White		1	1	1	1	1	1	1	1	1	1
Chinese		2	2	2	2	2	2	2	2	2	2
Irish Traveller		3	3	3	3	3	3	3	3	3	3
Indian		4	4	4	4	4	4	4	4	4	4
Pakistani		5	5	5	5	5	5	5	5	5	5
Bangladeshi		6	6	6	6	6	6	6	6	6	6
Black Caribbean		7	7	7	7	7	7	7	7	7	7
Black African		8	8	8	8	8	8	8	8	8	8
Mixed Ethnic (please specify)		9	9	9	9	9	9	9	9	9	9
Other, please specify		10	10	10	10	10	10	10	10	10	10
Black other (please specify)		11	11	11	11	11	11	11	11	11	11
Nationality											
British		1	1	1	1	1	1	1	1	1	1
Irish		2	2	2	2	2	2	2	2	2	2
Northern Irish		3	3	3	3	3	3	3	3	3	3
Portuguese		4	4	4	4	4	4	4	4	4	4
Latvian		5	5	5	5	5	5	5	5	5	5
Lithuanian		6	6	6	6	6	6	6	6	6	6
Polish		7	7	7	7	7	7	7	7	7	7
Nigerian		8	8	8	8	8	8	8	8	8	8
Other (please specify)		9	9	9	9	9	9	9	9	9	9

Q31. The Housing Executive has a policy of promoting complete equality in the provision of housing and housing related services in Northern Ireland. In order to help monitor this it would be helpful if you would describe the religious composition of this household.

Please circle one response only

Protestant	Catholic	Mixed Religion Protestant/Catholic	Other (Specify)	None	Don't Know	Refused
1	2	3	4	5	888	777

Q32. Are there any other comments you would like to make about living in the Gortalowry Park/Killymoon Crescent area or the research being carried out?

Thank you very much for completing the questionnaire.

A research officer will call at your door during the next few weeks to collect the completed questionnaire. The research officer will help you if you would like assistance to complete the questionnaire.

If you have any queries regarding this survey, please do not hesitate to contact Sarah McCloy in the Research Unit of the Northern Ireland Housing Executive on the following number: **028 9031 8545** or use our **Freephone Number 0800 072 0987 (no cost from landline phones, mobile providers may vary)**. Alternatively you can email queries to Sarah.McCloy@nihe.gov.uk

Appendix 2

Tabular results

Table1: Household types and their definitions

			N	%
	TWO ADULTS	Two people, related or unrelated, below pensionable age	16	16
	LONE ADULT	One person below pensionable age	15	15
	TWO OLDER	Two people, related or unrelated, at least one of whom is of pensionable age	14	14
	LONE OLDER	Lone person of pensionable age	14	14
	LARGE ADULT	Three or more adults, related or unrelated, living with or without one dependent children aged under 16	13	13
	SMALL FAMILY	Any two adults, related or unrelated, living with one or two dependent children aged under 16	9	9
	LONE PARENT	Lone adult living with one or more dependent children aged under 16	9	9
	LARGE FAMILY	Any two adults, related or unrelated, living with three or more dependent children aged under 16 or three or more adults, related or unrelated, living with two or more dependent children aged under 16	7	7
	Total		97	100
Missing	Non response	Respondents gave insufficient information to define household type	7	
Total			104	

Base: 97 respondents

Table 2: Does any member of you household have a disability?

		Number	%
Valid	Yes	55	54
	No	47	46
	Total	102	100
Missing	Refused	<5	
	Non response	<5	
Total		104	

Base: 97 respondents

Table 3: Number of household members with a disability

	Number	%
One	43	78
Two	12	22
Total	55	100

Base: 55 households which have a member(s) with a disability

Table 4: Gender of HRP

		Number	%
	Female	61	62
	Male	37	38
	Total	98	100
Missing	Refusal	<5	
	Non response	5	
Total		104	

Base: 98 respondents

Table 5: Age group of HRP

		Number	%
	16-39	24	26
	40-59	27	30
	60-74	31	34
	75+	9	10
	Total	91	100
Missing	Refused	<5	
	Non response	12	
Total		104	

Base: 91 respondents

Table 6: Employment status of HRP

		Number	%
	Working	31	33
	Retired	28	29
	Permanently sick or disabled	19	20
	Not working	10	11
	Looking after the family home	7	7
	Total	95	100
Missing	Refused	<5	
	Non response	8	
Total		104	

Base: 95 respondents

Table 7: Ethnicity of HRP

		Number	%
	White	92	96
	Other	<5	4
	Total	96	100
Missing	Refusal	<5	
	Non response	7	
Total		104	

*Base: 96 respondents***Table 8: Nationality of HRP**

		Number	%
	Irish	37	38
	British	29	30
	Northern Irish	26	27
	Other	6	6
	Total	98	100
Missing	Refusal	<5	
	Non response	5	
Total		104	

*Base: 98 respondents***Table 9: Religious composition of household**

		Number	%
	Catholic	67	66
	Protestant	20	20
	Mixed Catholic/Protestant	9	9
	Other/None	6	5
	Total	101	100
Missing	No response	<5	
Total		104	

*Base: 101 respondents***Table 10: How long have you lived in your present home?**

	Number	%
Less than 1 year	7	7
ONE year or more but less than 5 years	16	15
FIVE years or more but less than 10 years	11	11
TEN years or more but less than 15 years	8	8
FIFTEEN years or more	62	60
Total	104	100

Base:104 respondents

Table 11: Where did you live before you present home?

	Number	%
Outside current local area but within Cookstown District Council	57	55
Same local area (Gortalowry Park/Killymoon Crescent)	38	37
Outside Cookstown District Council area but within N.I.	9	9
Total	104	100

*Base: 104 respondents***Table 12: Do you think you are likely to move away from the Gortalowry/Killymoon area within the next two years?**

	Number	%
Yes	8	8
No	90	87
Don't know	5	5
No response	<5	1
Total	104	100

*Base: 104 respondents***Table 13: Household tenure**

	Number	%
Owner Occupier	45	43
Rent from Housing Executive	29	28
Rent from Private Landlord	28	27
Other	<5	2
Total	104	100

*Base: 104 respondents***Table 14: Dwelling type**

	Number	%
House	79	76
Bungalow/Flat	25	24
Total	104	100

Base: 104 respondents

Table 15a: Satisfaction with services and facilities in the Gortalowry/ Killymoon area

	Satisfactory		Unsatisfactory	
	N	%	N	%
Primary school	100	96	<5	1
Sport/leisure services	98	94	<5	2
Secondary school	98	94	<5	3
Emptying of wheelie bins	98	94	6	6
Street signage	97	93	6	6
Play areas for children	96	92	8	8
Adult education	93	89	7	7
Higher/Further education 16+	93	89	8	8
Street lighting	92	89	12	12
Street sweeping	89	86	14	14
Advice services	86	83	16	15
Doctors	85	82	17	16
Dentists	84	81	17	16
Repairing of roads and pavements	81	78	22	21
Policing of the area	80	77	22	21
Car parking	77	74	25	24
Chemists	74	71	28	27
Provision of dog fouling bins	51	49	50	48

Base: 104 respondents

Table 15b: Reasons given for being dissatisfied with the provision of dog fouling bins

	Number	%
There are none in the area	21	42
Not enough	10	20
Dog foul everywhere	10	20
Non response	9	18
Total	50	100

Base: 50 respondents who stated that provision for dog fouling bins was unsatisfactory

Table 15c: Reasons given for being dissatisfied with chemist in the area

	Number
None close enough	25
Non response	3
Total	28

Base: 28 respondents who stated that chemist in the area were unsatisfactory

Table 16: Are you involved in any local community group?

	Number	%
Yes	15	14
No	83	80
No Response	6	6
Total	104	100

Base: 104 respondents

Table 17: How much do you agree/disagree that Gortallowry Park/Killymoon Crescent area would benefit from a cross-community social enterprise project?

	Number	%
Strongly agree	37	36
Agree	38	37
Neither agree nor disagree	26	25
Disagree	<5	1
Non response	<5	2
Total	104	100

Base: 104 respondents

Table 18: How much do you agree/disagree that a cross-community social enterprise project would not be welcomed in the Gortallowry Park/Killymoon Crescent area?

	Number	%
Strongly agree	<5	2
Agree	<5	4
Neither agree nor disagree	28	27
Disagree	42	40
Strongly disagree	24	23
Don't know	<5	1
Non response	<5	3
Total	104	100

Base: 104 respondents

Table 19: Would you consider using services/facilities/programmes provided by a shared social enterprise project which would be open to all residents regardless of community/religious backgrounds?

	Number	%
Yes	81	78
No	10	10
Don't know	13	13
Total	104	100

Base: 104 respondents

Table 20: If there were a shared social enterprise project, open to all residents regardless of community/ religious backgrounds, which of the following activities/ services/programmes would you or any member of your household be interested in using?

	Yes		No	
	No	%	No	%
Community pharmacy	63	67	28	30
Doctors	59	63	32	34
Health and wellbeing initiatives	58	62	34	36
Community café (including healthy eating)	57	61	34	36
Sports/exercise classes	56	60	35	37
Cross-community activities	56	60	35	37
Community chiropodist	54	57	37	39
Community training and education	49	52	43	46
Women's group	48	51	43	46
Counselling/support services (mental health)	46	49	46	49
Adult specific interest clubs	42	45	49	52
Bingo	40	43	52	55
Senior citizen programmes (craft, lunch club etc.)	37	39	55	59
Volunteering programme	36	38	55	59
Restorative justice programmes	35	37	56	60
Youth employment programmes	35	37	54	57
Unemployment/Job Club	33	35	58	62
Children's specific interest clubs (aged 4+)	30	32	61	65
Youth vocational training skills programme	30	32	60	64
Drugs/alcohol rehabilitation services	28	30	64	68
Youth programmes (aged 10+)	27	28	62	66
After-school child care for children	24	26	67	71
Men's group	24	26	65	69
Child care facilities for children under 4 years	18	19	72	77

Base: 94: respondents who either unsure or reported interest in taking part in activities/programmes provided by shared social enterprise project

Table 21: What would be your view regarding local schools within the Gortalowry/Killymoon area sharing educational services such as after school clubs, school grounds, shared school programmes etc.?

	Number	%
I would be in favour	95	91
I would not be in favour	5	5
non response	<5	4
Total	104	100

Base: 104 respondents

Table 22a: How satisfied or dissatisfied are you with Gortalowry Park/Killymoon Crescent as a place to live?

	Number	%
Very satisfied	54	52
Satisfied	31	30
No strong feeling	11	11
Dissatisfied	6	6
Very dissatisfied	<5	1
no response	<5	1
Total	104	100

Base: 104 respondents

Table 22b: What changes would you like to see in the Gortalowry Park/ Killymoon Crescent area?

	Number
More facilities for children and young people	11
Tackle anti-social behaviour	7
More traffic calming measures	7
More measures to tackle dog fouling	6
Tidy up the area	6
More police presence	6
More car parking	5
Other, including: stop drive-thru, community centre, healthy eating initiatives, pharmacy	7
Total	55

Base: 55 comments made by 41 respondents

N.B. respondents could give more than one response

Table 23: How concerned are you about relations between people of different backgrounds in the Gortalowry/Killymoon area?

	Number	%
Very concerned	6	6
Slightly concerned	9	9
Not very concerned	41	39
Not at all concerned	46	44
Non response	<5	2
Total	104	100

Base:104 respondents

Table 24: How concerned are you about relations between people of different backgrounds in Northern Ireland?

	Number	%
Very concerned	8	8
Slightly concerned	16	15
Not very concerned	44	42
Not at all concerned	34	33
Non response	<5	2
Total	104	100

Base:104 respondents

Table 25: How often do you or any of your household mix with people from a different community/religious or ethnic background?

	Number	%
Frequently	69	66
Sometimes	23	22
Haven't had the opportunity	6	6
Never	<5	3
Non response	<5	3
Total	104	100

Base:104 respondents

Table 26: Would you or any member of your household attend shared events/activities/projects which include people from...

	Different RELIGIOUS backgrounds		Different ETHNIC backgrounds	
	Number	%	Number	%
Yes	86	83	72	69
No	13	13	23	22
Non response	5	5	9	9
Total	104	100	104	100

Base: 104 respondents

Table 27: Do you think community relations in this area are....?

	Number	%
Getting better	46	44
About the same	42	40
Getting worse	5	5
Don't know	9	9
Non response	<5	2
Total	104	100

Base: 104 respondents

Table 28: Do you think relations between people of different community backgrounds in Northern Ireland are better, the same or worse now than 5 YEARS AGO?

	Number	%
Better	41	39
The same	44	42
Worse	8	8
Don't know	8	8
Non response	<5	3
Total	104	100

Base: 104 respondents

Table 29: Do you think relations between people of different community backgrounds in Northern Ireland will be better, same, worse in 5 YEARS TIME?

	Number	%
Better	37	36
The same	39	38
Worse	10	10
Don't know	16	15
Non response	<5	2
Total	104	100

Base: 104 respondents

Table 30: Views on moving towards a more mixed community rather than predominantly Catholic or Protestant

	Number	%
I would be in favour	68	65
I would not be in favour	6	6
Don't know	26	25
Non response	<5	4
Total	104	100

Base: 104 respondents

Table 31: Do you feel safe walking around the area during the day (i.e. 6.00am - 9.00pm)

	Number	%
Very safe	64	62
Fairly safe	28	27
A bit unsafe	8	8
Very unsafe	<5	3
No response	<5	1
Total	104	100

Base: 104 respondents

Table 32: Do you feel safe walking around this area after dark (i.e. 9.00pm - 6.00am)

	Number	%
Very safe	26	25
Fairly safe	43	41
A bit unsafe	22	21
Very unsafe	12	12
No response	<5	1
Total	104	100

Base: 104 respondents

Table 33: Do you feel safe in your own home during the day (i.e. 6.00am - 9.00pm)

	Number	%
Very safe	62	60
Fairly safe	36	35
A bit unsafe	4	4
Very unsafe	<5	1
No response	<5	1
Total	104	100

Base: 104 respondents

Table 34: Do you feel safe in your own home after dark (i.e. 9.00pm - 6.00am)

	Number	%
Very safe	46	44
Fairly safe	40	38
A bit unsafe	9	9
Very unsafe	8	8
No response	<5	1
Total	104	100

Base: 104 respondents

Table 35a: What makes you feel unsafe in the Gortalowry Park/Killymoon Crescent area?

	Number
Youth loitering	9
Anti-social behaviour	5
Crime in area (drug dealing/burglary	5
Not safe generally/elderly	5
Other, including: close park in the evening, no consultation when things are happening, CCTV	8
Total	32

Base: 32 respondents who commented on what made them feel unsafe

Table 35b: What would make you feel safer in the Gortalowry Park/Killymoon Crescent area?

	Number
More police presence	14
Street wardens to tackle ASB	8
Better street lighting	5
Other, including: living close to family and friends, having company, people not drinking in public	4
Total	31

Base: 31 comments made by 30 respondents

N.B. respondents could give more than one response

Table 36: Are you concerned about any of the following in the Gortalowry/Killymoon area?

	Concerned		Not concerned	
	N	%	N	%
Dog fouling	65	63	38	37
Underage drinking	59	57	44	42
Burglary and theft	58	56	45	43
People making noise (late at night)	55	53	74	45
Damage/vandalism to property	54	52	49	47
Damage/vandalism to car	52	50	49	47
Drugs (using or dealing)	52	50	50	48
Teenagers causing a nuisance	52	50	50	48
Attacks on young people	45	43	57	55
Attacks on elderly people	43	41	60	58
Assaults	36	35	65	63
Joyriding and car crime (theft and damage)	33	32	68	65
Discrimination against minority ethnic communities	31	30	70	67
Local traffic noise	31	30	72	69
Graffiti	29	28	73	70
Displays of flags and emblems	30	28	72	69
Stray dogs	26	25	75	72
People making noise (during the day)	21	20	77	74
Disputes with neighbours	16	15	86	83
Other, (including litter, intimidation)	<5	3	101	97

Base: 104 respondents

Table 37: Do you think a neighbourhood watch scheme should be introduced in to the area?

	Number	%
Yes	69	66
No	31	30
Non response	<5	4
Total	104	100

Base: 104 respondents

Table 38: Would you or a member of your household like to get involved in a neighbourhood watch scheme?

	Number	%
Yes	15	22
No	37	54
Don't know	14	20
Non response	<5	4
Total	69	100

Base: 69 respondents who thought a neighbourhood watch scheme should be introduced in the area

Table 39: Would you say the level of community spirit in the area is...

	Number	%
Very good	42	40
Good	33	32
Neither good nor poor	16	15
Poor	6	6
Very poor	<5	4
Don't know	<5	2
Non response	<5	1
Total	104	100

Base: 104 respondents

Table 40: What do you think would be the best way for Gortalowry/Killymoon Community Associations to keep people aware of activities?

	Number	%
Community newsletter	84	81
Feedback through existing community groups	8	8
Community meetings	6	6
Non response	6	6
Total	104	100

Base: 104 respondents